

# *ARIS Future State*

BPM competence centre

*Improve - Simplify - Facilitate*

# *Situation of*

2024 and before

Focus on 'documentation' of processes -> ticking the box for compliance to policy

No single source of truth for documenting process context

Purchased licenses / capabilities not used

Historic and outdated 'legacy' of Rabobank flavour in both content and configuration (e.g. ArchiMate, CCL, xml configuration of portal and reports, etc.)

Vendor dependent

Slow and low impact

# *Future State*

2025 and beyond

Focus on 'management' of processes -> providing value to business stakeholders and company objectives

ARIS as single source of truth for processes, live data exchange with GDP (Global Data Platform) for process context information

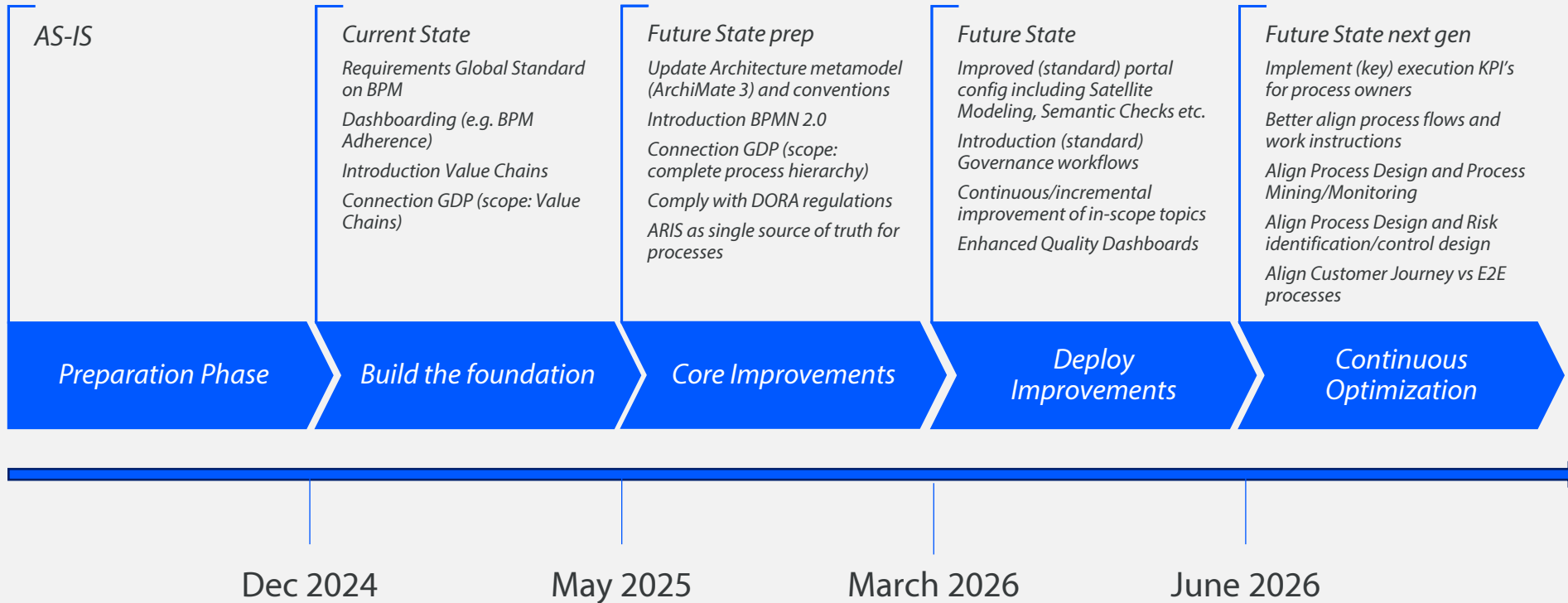
Optimal utilisation of available capabilities and licenses (strategy, organization, IT, risk, regulations, customer journeys, dashboarding, etc.)

Use standard/out of the box functionality and adopt best practices (e.g. Value Chains, BPMN, standard workflows, self-service portal configuration, ARIS API, etc.)

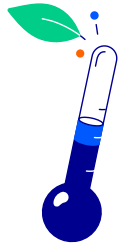
Self sufficient

Critical for success

# Future State Development Timeline



# *Main Areas of Improvement*




## **Portal**

*(home/landing pages,  
conventions & monitoring)*



## **Governance**

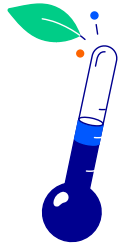
*(change to publication)*



## **Modelling**

*(satellite modelling &  
semantic checks)*

# Main Areas of Improvement



## **Portal**

*(home/landing pages,  
conventions & monitoring)*



## **Governance**

*(change to publication)*



## **Modelling**

*(satellite modelling &  
semantic checks)*

# *Situation of*

2024 and before

ARIS configuration (UI interface, modelling templates, etc.) are fully Rabobank custom

ARIS conventions (model types, way of modelling, etc.) are fully Rabobank custom

Manual checks are performed to check the validity of the modelled content in ARIS, reminders to update content are distributed via email

Introduction catalog functionality (coding)

Limited contextual information visible to viewer

# *Future State*

2025 and beyond

Adopt out-of-the-box solutions offered by software supplier adjusted to reflect a Rabobank look and feel

Build a standard configuration with Rabobank look and feel appearance including introduction of BPMN

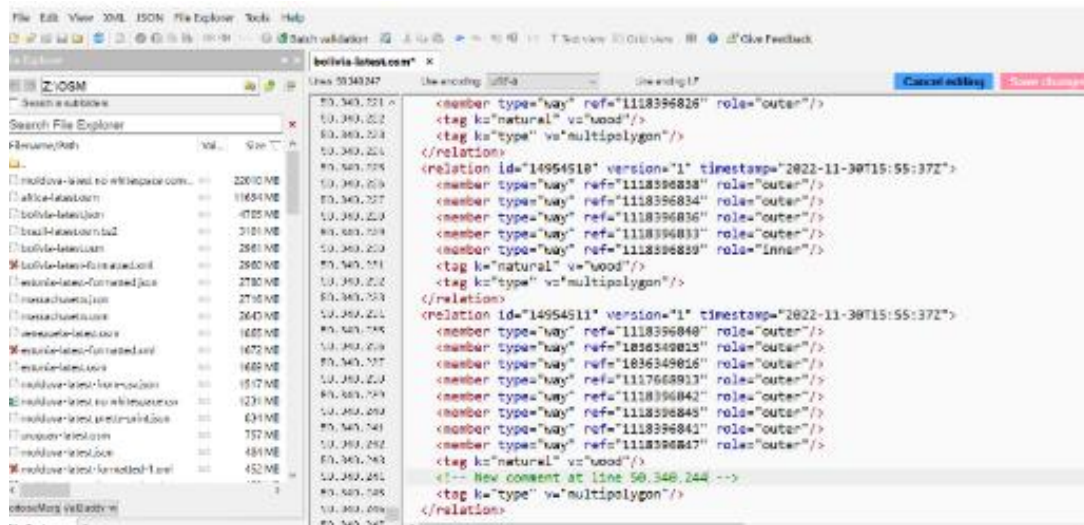
Dashboards are in place to monitor and alert the validity status of process models

Revised and extended catalog functionality (standard config)

Holistic contextual information visible to viewer such as systems, risks, controls, etc.

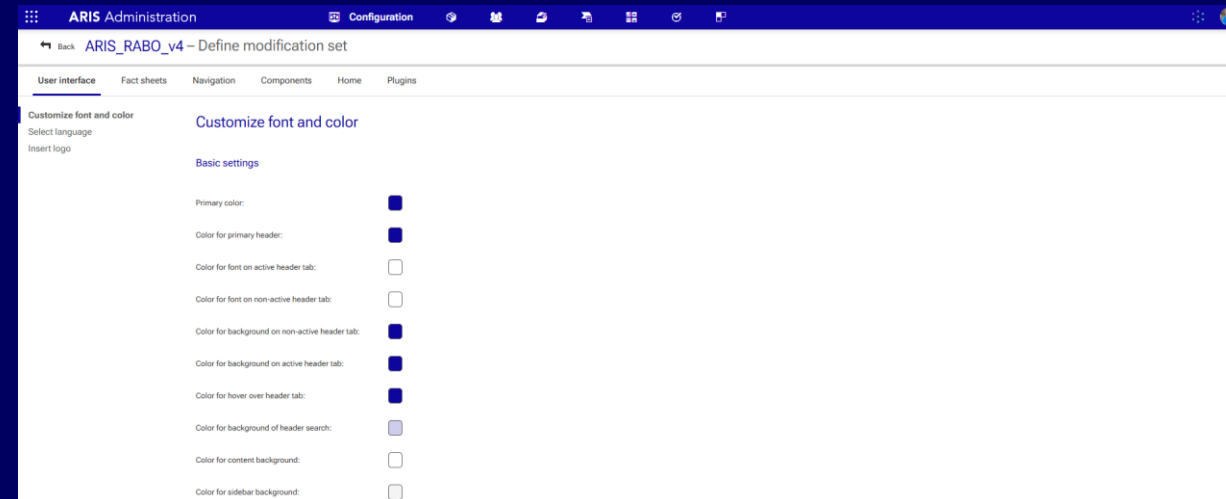
# Situation of 2024 and before

ARIS configuration (UI interface, modelling templates, etc.) are fully Rabobank custom



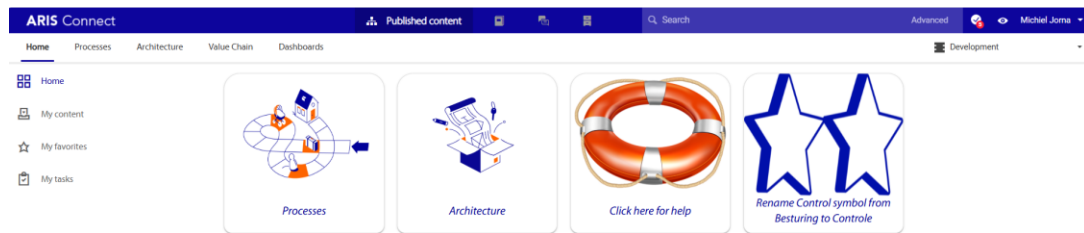
# Future State 2025 and beyond

Adopt out-of-the-box solutions offered by software supplier adjusted to reflect a Rabobank look and feel



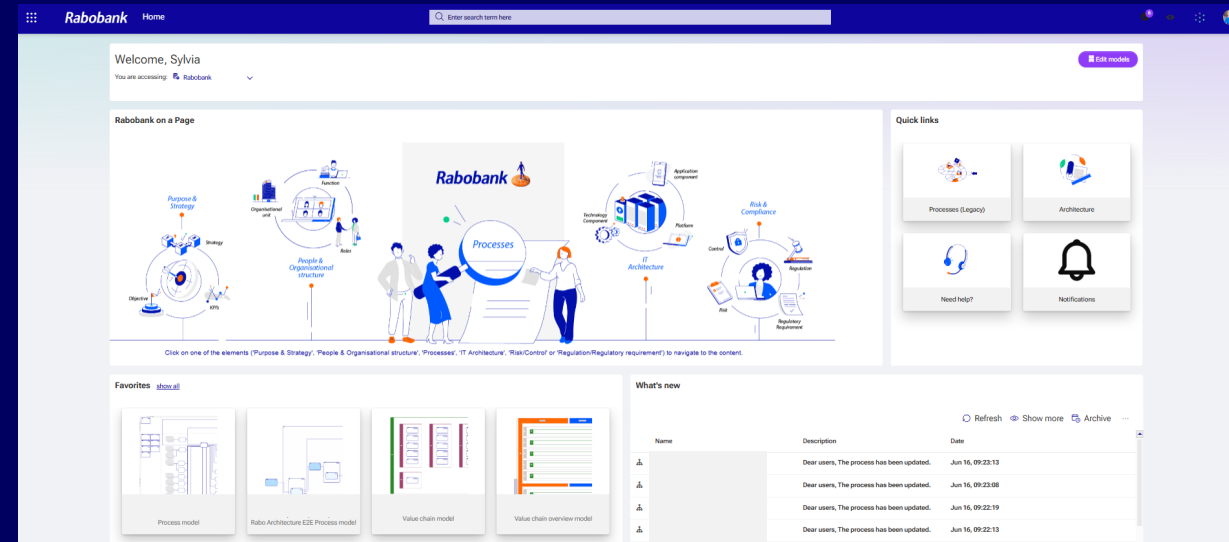
# Situation of 2024 and before

ARIS configuration (UI interface, modelling templates, etc.)  
are fully Rabobank custom



# Future State 2025 and beyond

Adopt out-of-the-box solutions offered by software supplier  
adjusted to reflect a Rabobank look and feel



**DEMO**

**Rabobank**

# Home Page

**Rabobank** Home

Welcome, Sylvia [Edit models](#)

You are accessing: Rabobank

### Rabobank on a Page

Click on one of the elements ('Purpose & Strategy', 'People & Organisational structure', 'Processes', 'IT Architecture', 'Risk/Control' or 'Regulation/Regulatory requirement') to navigate to the content.

### Quick links

- Processes (Legacy)
- Architecture
- Need help?
- Notifications

### Favorites [show all](#)

- Process model
- Rabo Architecture E2E Process model
- Value chain model
- Value chain overview model

### What's new

[Refresh](#) [Show more](#) [Archive](#) ...

Name	Description	Date
	Dear users, The process has been updated.	Jun 16, 09:23:13
	Dear users, The process has been updated.	Jun 16, 09:23:08
	Dear users, The process has been updated.	Jun 16, 09:22:19
	Dear users, The process has been updated.	Jun 16, 09:22:13

# Overview Page Example

**Rabobank** Published content Enter search term here

Process Model Hierarchy Rabobank

## E2E - Request new mortgage via direct channel ✨

[Edit](#) [Play](#) [Info](#)

### E2E process owner

Change accountable ▼

**Sylvia Viewer**  
sylvia.groenbos@m-lc.nl  
Change accountable

### Description

This process involves collecting the necessary documents, assessing the client's financial situation, advising on suitable mortgage options, and submitting, accepting, and processing the mortgage application with the lender.

### Model information

Valid from	Valid until	Version
Nov 1, 2025	Nov 1, 2025	71

### Objective

- Specific stakeholder(segment): Private customer.
- Specific product or service: New mortgage.
- What is the added value of the outcome for the customer / stakeholder: Providing new mortgage for the purchase and/or renovation of a (sustainable) home for the customer.
- How do the process drivers contribute to value for the stakeholder: The customer is satisfied if he/she has the opportunity to buy and/or renovate his/her (sustainable) dream home.
- How does the process contribute to the realisation of the strategic driver: The process must be available when the customer wants to take out a new home loan and Rabobank must adhere to the agreed

### Ownership

Change accountable ▼ Run Accountable ▼

Areaload Sales & Distribution Channels

Head of Private Clients

### Process Context

Trigger	Result	Stakeholder
<ul style="list-style-type: none"> <li>- The customer wants an (information) meeting to realize a housing wish</li> <li>- The customer wants to realize a housing wish without advice</li> </ul>	Mortgage provided to the customer	<p>Customer of the process</p>

### Output

Realizes Business service(s) ▼ Realizes Value chain ▼

### Governance

Strategic driver	Process driver	Regulation	Policy
<p>Excellent Customer Focus</p>	<p>Availability</p> <p>Timeliness</p>		<p>GS on Non-Financial Risk Management - RCAs</p>

### Overview of Systems

- (NL) Agendatool
- (NL) AWS
- (NL) HTC O/A Lokaal afdrucken
- (NL) Mijn Wonen online
- (NL) NHG Wijzigen

### Overview of Risks and Controls

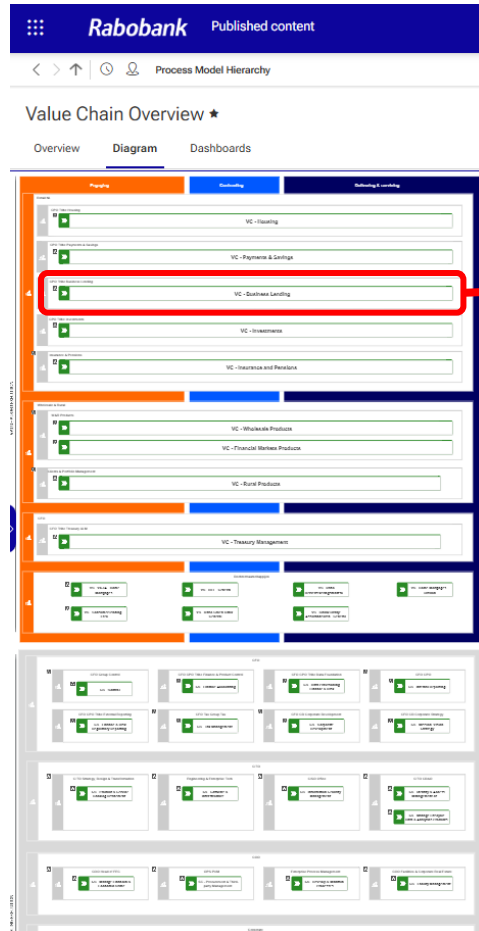
Risks	Controls
<ul style="list-style-type: none"> <li> RSK-36/0027 - Inadequate information</li> <li> RSK-36/0028 - Inadequate advice</li> <li> RSK-36/0061 - Inadequate execution-only</li> <li> RSK-47/0031 - Inadequate pricing</li> </ul>	<ul style="list-style-type: none"> <li> CPS-24/0630 - Apply/Apply Force</li> <li> CPS-24/0631 - Apply/Apply HTC Advice</li> <li> CPS-36/0743 - Validate execution-only service</li> <li> CPS-41/0193 - Work/ending Housing Operations</li> </ul>

### Workprocesses

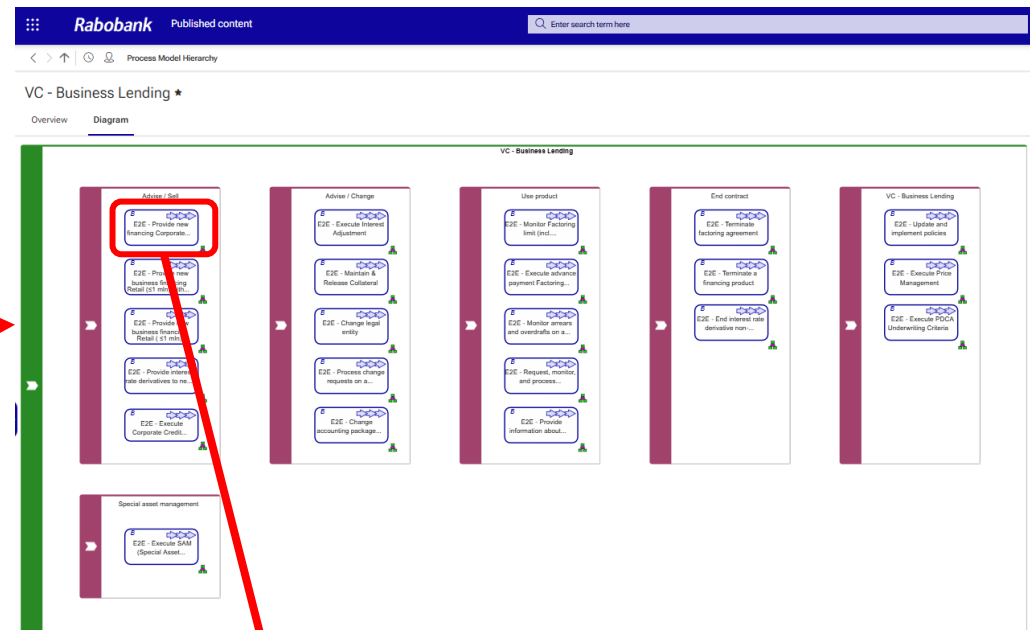
Name	Linked models	Description	Change Accountable	Uses Business service
WP - Accept request mortgage (LB_FORCE)	WP - Accept request mortgage (LB_FORCE)	Completing, accepting, or rejecting a housing finance application received from a local bank (LB) advisor in the FORCE system.	Areaload Lending, Service and Contract administrations	
WP - Accept request mortgage (LB_RID)	WP - Accept request mortgage (LB_RID)	Completing, accepting, or rejecting a housing finance application received from a local bank (LB) advisor through the Advice Engine in the RID and HTC system.	Areaload Lending, Service and Contract administrations	
WP - Advise mortgage	WP - Advise mortgage	Advising on the mortgage based on the advisory file prepared by BCW and the customer's wishes.	Areaload Sales & Distribution Channels	

# Conventions & Model Types

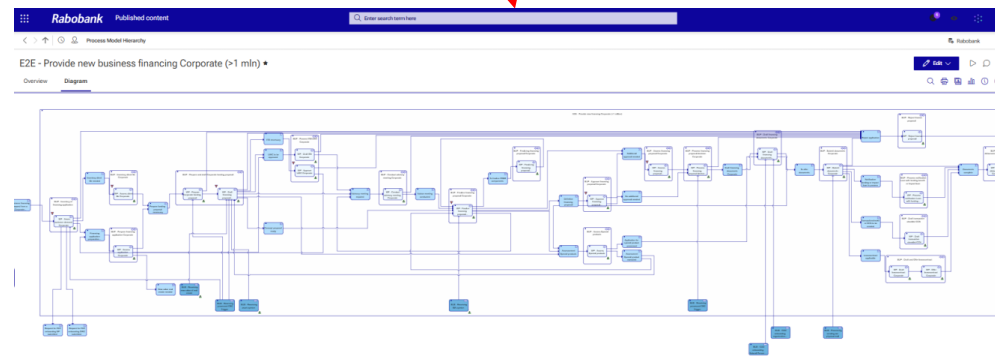
L0: value chain overview



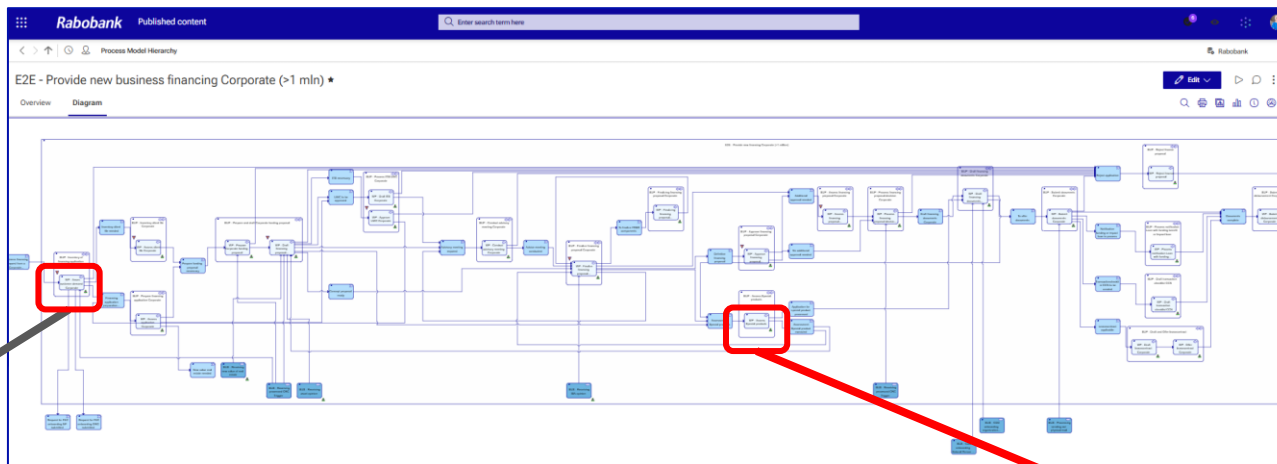
L1: value chain model



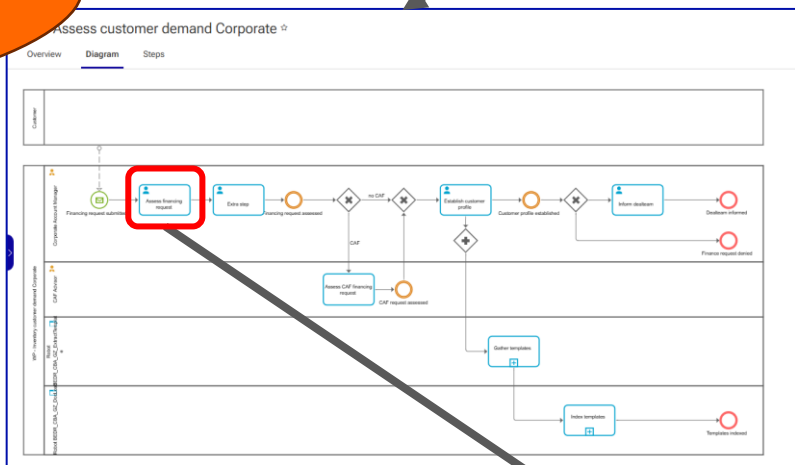
L2: E2E model



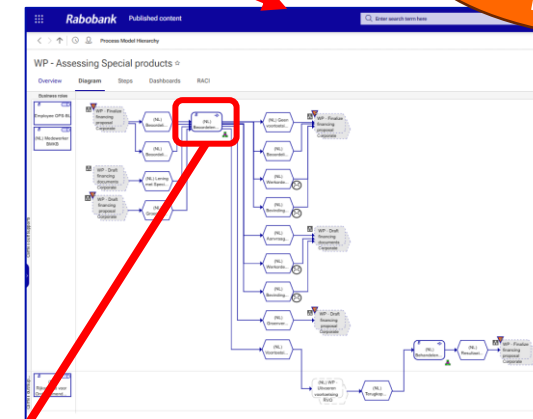
L2: E2E model



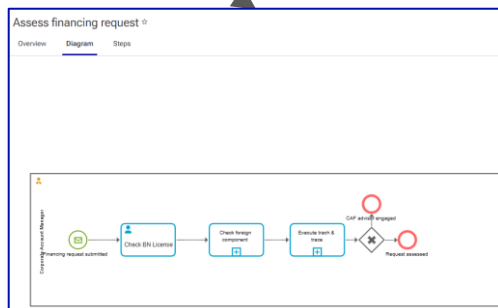
Standard BPMN



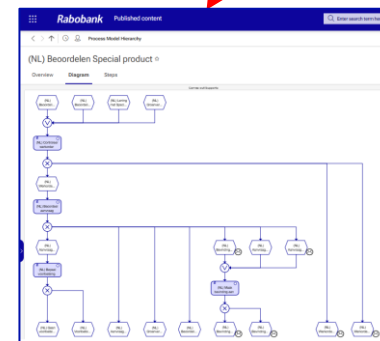
Rabobank EPC



L3: Work Process model

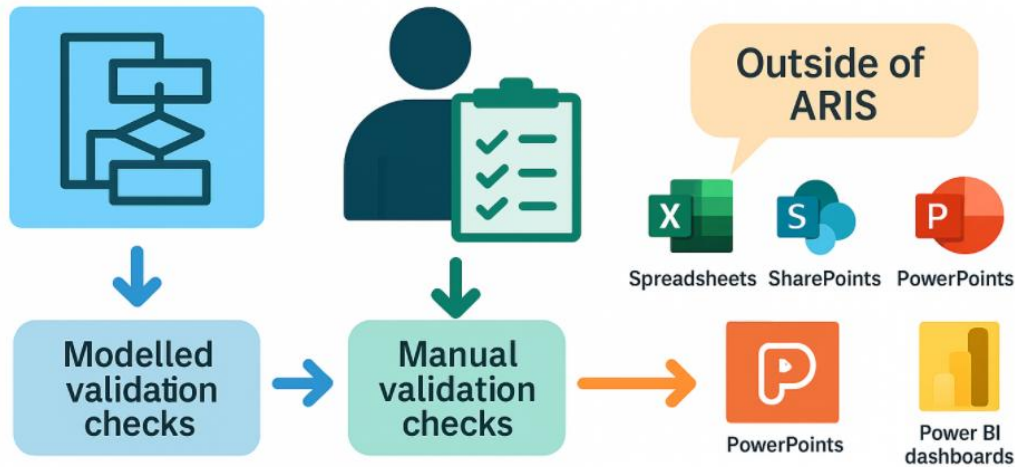


L4: Process step model



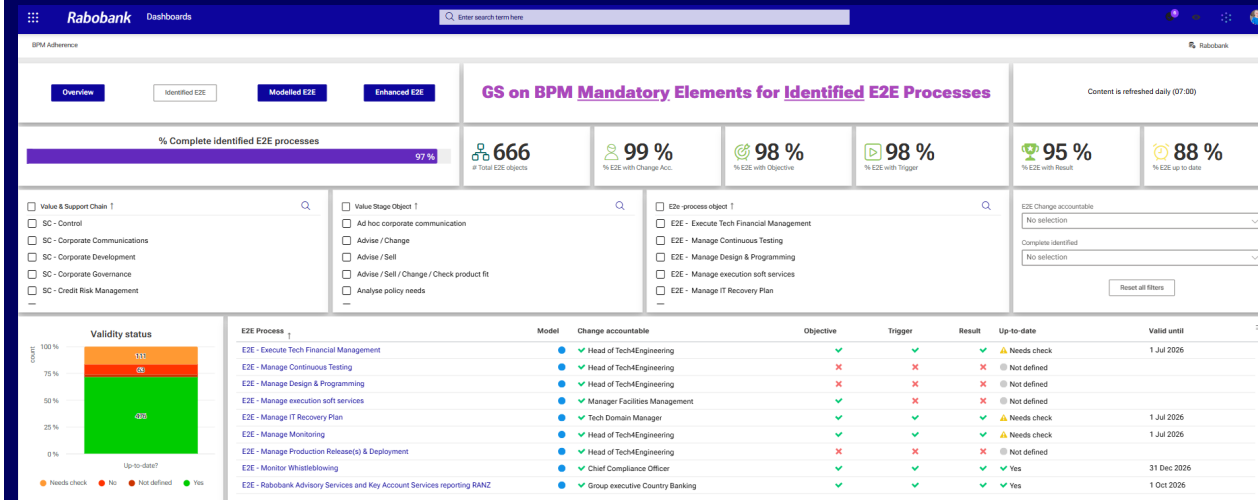
# Situation of 2024 and before

Manual checks are performed to check the validity of the modelled content in ARIS, reminders to update content are distributed via email

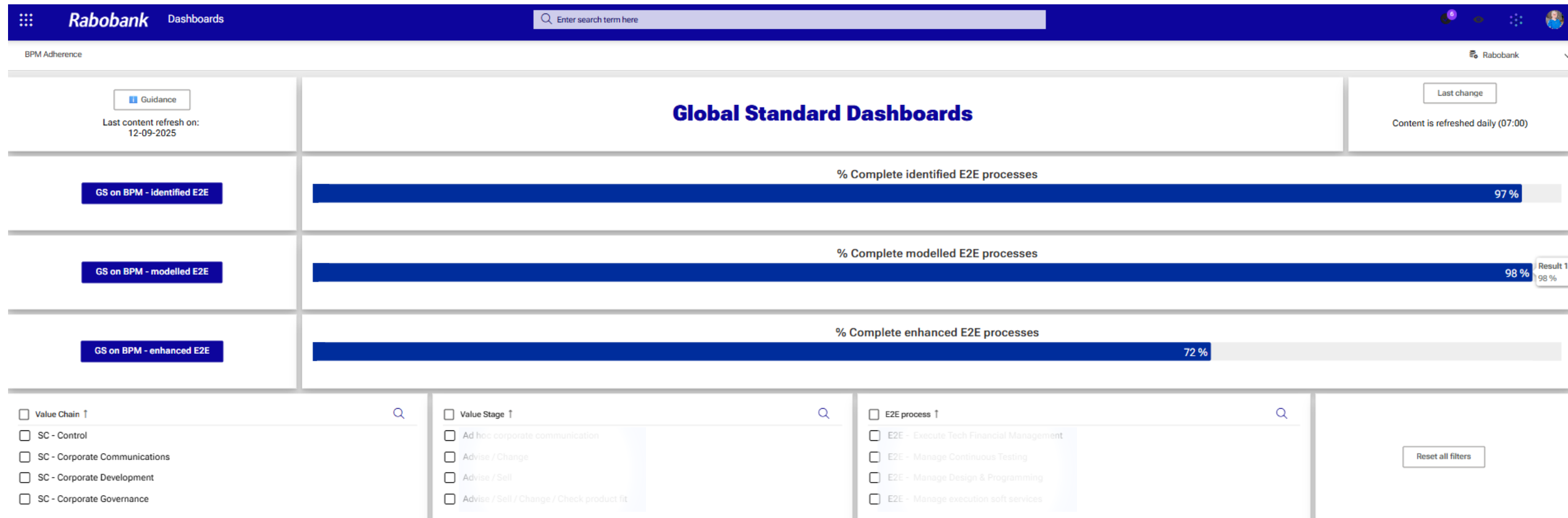


# Future State 2025 and beyond

Dashboards are in place to monitor and alert the validity status of process models



# BPM Adherence Dashboard



# BPM Adherence Dashboard

Rabobank Dashboards

Rabobank

BPM Adherence Rabobank

Overview
Identified E2E
Modelled E2E
Enhanced E2E

## GS on BPM Mandatory Elements for Identified E2E Processes

Content is refreshed daily (07:00)

**% Complete identified E2E processes**

97 %

**666**

# Total E2E objects

**99 %**

% E2E with Change Acc.

**98 %**

% E2E with Objective

**98 %**

% E2E with Trigger

**95 %**

% E2E with Result

**88 %**

% E2E up to date

Value & Support Chain ↑

- SC - Control
- SC - Corporate Communications
- SC - Corporate Development
- SC - Corporate Governance
- SC - Credit Risk Management

Value Stage Object ↑

- Ad hoc corporate communication
- Advise / Change
- Advise / Sell
- Advise / Sell / Change / Check product fit
- Analyse policy needs

E2e -process object ↑

- E2E - Execute Tech Financial Management
- E2E - Manage Continuous Testing
- E2E - Manage Design & Programming
- E2E - Manage execution soft services
- E2E - Manage IT Recovery Plan

E2E Change accountable

No selection

---

Complete identified

No selection

Reset all filters

**Validity status**

Up-to-date?

- Needs check
- No
- Not defined
- Yes

E2E Process ↑	Model	Change accountable	Objective	Trigger	Result	Up-to-date	Valid until
E2E - Execute Tech Financial Management	●	✓ Head of Tech4Engineering	✓	✓	✓	⚠ Needs check	1 Jul 2026
E2E - Manage Continuous Testing	●	✓ Head of Tech4Engineering	✗	✗	✗	⚪ Not defined	
E2E - Manage Design & Programming	●	✓ Head of Tech4Engineering	✗	✗	✗	⚪ Not defined	
E2E - Manage execution soft services	●	✓ Manager Facilities Management	✓	✗	✗	⚪ Not defined	
E2E - Manage IT Recovery Plan	●	✓ Tech Domain Manager	✓	✓	✓	⚠ Needs check	1 Jul 2026
E2E - Manage Monitoring	●	✓ Head of Tech4Engineering	✓	✓	✓	⚠ Needs check	1 Jul 2026
E2E - Manage Production Release(s) & Deployment	●	✓ Head of Tech4Engineering	✗	✗	✗	⚪ Not defined	
E2E - Monitor Whistleblowing	●	✓ Chief Compliance Officer	✓	✓	✓	✓ Yes	31 Dec 2026
E2E - Rabobank Advisory Services and Key Account Services reporting RANZ	●	✓ Group executive Country Banking	✓	✓	✓	✓ Yes	1 Oct 2026

# BPM Adherence Dashboard

BPM Adherence Rabobank

- Overview
- Identified E2E
- Modelled E2E
- Enhanced E2E

## GS on BPM Mandatory Elements for Modelled E2E Processes

Content is refreshed daily (07:00)

**% Complete modelled E2E processes**

98 %

**100 %**

% at least one BUP

**99 %**

% BUP with change accountable

**99 %**

% BUP with run accountable

**480**

# Total E2E models

**70 %**

# NFR-RCA process with model

**100 %**

% E2E with Run Accountable

**88 %**

% E2E up to date

**100 %**

% at least one WP

**99 %**

% WP with change accountable

**99 %**

% WP with run accountable

Value Chain ↑

- SC - Control
- SC - Corporate Communications
- SC - Corporate Development
- SC - Corporate Governance
- SC - Credit Risk Management
- SC - Customer Management
- SC - Data Provisioning, Finance & Risk

Value Stage Object ↑

- Ad hoc corporate communication
- Advise / Change
- Advise / Sell
- Advise / Sell / Change / Check product fit
- Analyse policy needs
- Anti bribery & Corruption
- Arbitration

E2e-model ↑

- (NL) E2E - Proces Rentevaststelling en bucketvaststelling
- Control Software
- E2E - Set up agreement life insurance
- E2E - Discontinue investment agreement
- E2E - Handle seizure request
- E2E - Rabobank Advisory Services and Key Account Services reporting RANZ
- E2E - /Dynamo Dual Canada loan

E2E Change accountable

Complete modelled

Reset all filters

E2E	Change acc	E2E			BUP			WP		
		Run acc	Up-to-date	Valid until	BUP	Change acc BUP	Run acc BUP	WP	Change acc WP	Run acc WP
(NL) E2E - Proces Rentevaststelling en bucketvas	✓ (NL) CEO Vista Hypotheken	✓	✓ Yes	25 Nov 2026	✓	✓	✓	✓	✓	✓
Control Software	✓ TCO EET	✓	✗ No	1 May 2024	✓	✓	✓	✓	✓	✓
E2E - Set up agreement life insurance	✓ Lead Placement & Servicing	✓	✓ Yes	24 Sep 2026	✓	✓	✓	✓	✓	✓
E2E - Discontinue investment agreement	✓ Area lead Customer Sales Service & Suppo	✓	✓ Yes	17 Oct 2026	✓	✓	✓	✓	✓	✓

# Situation of 2024 and before

Introduction catalog functionality (coding)

Name	Description	Last change	Change Accountable for EZE	Run Accountable for EZE	Change Acc. for Business S.	Occurs in Library
1L6R		Apr 8, 2024		EZE - Prepare & Execute Business Continuity Cycle		
1L6R/ 2L6R		Apr 8, 2024				
1L6R (RCP/ ICP/ RP/ TCO/ DCO)		Apr 3, 2024				
2L6R		Apr 3, 2024		EZE - Create and Monitor Risk 200 EZE - Manage Findings & Actions 200 EZE - Manage Information Risk Incident 200		
2L6R		Nov 26, 2024				CFO roles
3L6R		Apr 8, 2024		EZE - Manage Findings & Actions 200		
4L6R		Apr 8, 2024		EZE - Manage Findings & Actions 200		
5L6R		Apr 8, 2024		EZE - Manage Findings & Actions 200		
?		Feb 4, 2025		EZE - Make wire transfer payment - batch EZE - Make wire transfer payment - individual request EZE - Make wire transfer payment - individual request		
??		Nov 12, 2021				
???		Dec 4, 2020				FEC Roles
AM RI CFO		Mar 8, 2024		EZE - Exit of Company EZE - Invest in Company EZE - Monitor Investment portfolio	EZE - Exit of Company EZE - Invest in Company EZE - Monitor Investment portfolio	WR Actor list

# Future State 2025 and beyond

Revised and extended catalog functionality (standard config)

Name	Linked models	Description	Change accountable	Run Accountable	Users Business Serv.	Realizes Business service(s)	Realizes Stages	Risks	Controls
EZE - Add approver to approval workflow	EZE - Add approver to approval workflow	customer account	Approved TIL Journeys	Head of Business Clients					
EZE - Add customer credit program	EZE - Add approver to approval workflow	customer account	Global Head of Products	Head of Wholesale (Region)					
EZE - Add staff to approval workflow	EZE - Add approver to approval workflow	customer account	Head Markets in Control & Regions						
EZE - Approve and book booking for world payment	EZE - Add approver to approval workflow	customer account	Area Lead Treasury - COO W&M Markets and Treasury T&B & Service Center	Product Manager Treasury - MST Area Treasury & Securities Finance					

# Extended Catalog Functionality

**Rabobank** Published content

**E2E Processes** Edit

Directory Filter Favorites Edit columns Clear filters

Name ↑	Linked models	Description ↑	Change accountable	Run Accountable	Uses Business Servi...	Realizes Business service(s)	Realizes Stages	Risks	Controls
E2E - Provide ne	Filter Linked models	Filter Description	Filter Change accountable	Filter Run Accountable	Filter Uses Business Servic	Filter Realizes Business service(s)	Filter Realizes Stages	Filter Risks	Filter Controls
E2E - Provide new business financing Retail (€1 mln) with GZ segmentation	E2E - Provide new business financing Retail (€1 mln) with GZ segmentation		Arealead TBL Journeys	Head of Business Clients			Advise / Sell	<ul style="list-style-type: none"> <li>RSK-4673922 - Inadequate data entry</li> <li>RSK-4831642 - Inadequate credit analysis, management and monitoring on client level</li> <li>RSK-4831643 - Errors and omissions in collateral valuation and maintenance</li> <li>RSK-7408070 - Errors in transaction booking/recording and loan disbursements</li> <li>RSK-7505665 - Irresponsible lending</li> </ul>	<ul style="list-style-type: none"> <li>CPS-3019681 - QFB05: BOC 4-ogen principe (juistheid van overboeking leningbedragen naar klanten en boeking provided)</li> <li>CPS-4313956 - QFB28a: Algevevongen 4-ogen controle op normatieve taxaties in ATR</li> <li>CPS-4418770 - QFB06a: 4-ogenprincipe aansluiting BBS-offerte (MKB/Grootzakelijk)</li> <li>CPS-7315267 - RSME Portfolio steering</li> <li>CPS-7422623 - Financien MKB: Analyse van de BCR o.b.v. prognose (full lane)</li> <li>CPS-7536461 - DLS: Toetsing van Underwriting Criteria Financien - Retail</li> <li>CPS-7536473 - DLS: Passend financieringsaanbod bij investerings- en financieringsbehoefte en risicoprofiel</li> <li>CPS-7562288 - Preventive 4-eye review on collateral valuation assessment (at client level)</li> </ul>
E2E - Provide new financing Corporate (>1 million)	E2E - Provide new business financing Corporate (>1 mln)		Arealead TBL Journeys	Head Financial Restructuring & Recovery Head of Business Clients	BUS - Receiving ISA opinion BUS - Receiving processed CRC Trigger	BUS - Receiving Corporate Financing Product BUS - Receiving ISA opinion BUS - Receiving asset opinion BUS - Receiving processed CRC Trigger	Advise / Sell	<ul style="list-style-type: none"> <li>RSK-1463100 - Inaccurate Financial Reporting (FINREP)</li> <li>RSK-3715414 - Inadequate information</li> <li>RSK-4831643 - Inadequate credit analysis, management and monitoring on client level</li> </ul>	

# Main Areas of Improvement



## *Portal*

*(home / landing pages,  
conventions & monitoring)*



## *Governance*

*(change to publication)*



## *Modelling*

*(satellite modelling &  
semantic checks)*

# *Situation of*

2024 and before

Formal approval is supported by CCL in which procedures are often bypassed as CCL is perceived as too complex

Conventions checks are manually performed through reports making them error-prone and time consuming

The release cycle is a weekly publication and has a manual trigger

# *Future State*

2025 and beyond

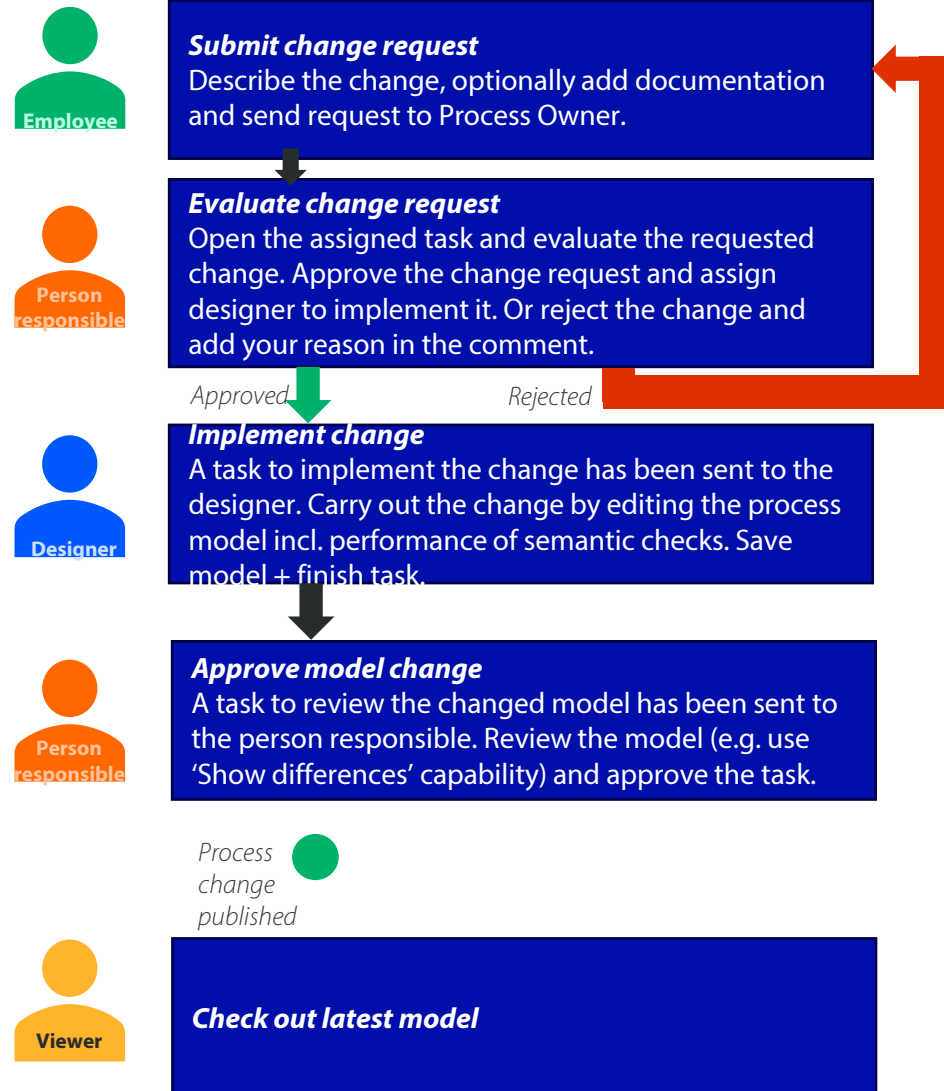
Formal approval is supported by a newly designed governance workflow system (ARIS Flows)

Quality checks are automatically performed through 'semantic checks' as part of the flow and any errors are processed by designer before publication

Content is either published immediately or at a specific date and time. Person Responsible decides.

# Situation of

2024 and before



# Future State

2025 and beyond

## Content management

Using ARIS Flows to request a change and/or publish process content

1. Process needs to be updated: **Submit Change Request**
  - Viewer submits Change Request
  - Person responsible evaluates, approves and delegates change request to a designer
  - Designer implements requested change
  - Person responsible evaluates and approves the changes
  - Viewers/followers are informed on the updated model
2. Process is updated or new process is created: **Publish Model**
  - Person responsible evaluates and approves the changes
  - Viewers/followers are informed on the updated model.

**DEMO**



### Start change workflow

Describe the change, optionally add 1 or more documents and send request to Person Responsible

**Start a flow**

E2E - Provide new financing Corporate (>1 million Model)

Search

LAST USED (0)

ALL (4)

- Publish Model
- Share a Published Model
- Share workspace model
- Submit Change Request

**Submit Change Request process**

Change Request Title \*

New WP needed

Description/Reason for change

\* Add 'WP - Test for presentation' to 'BUP - Inventory client file Corporate' as second process.  
\* If this can be done before end of the month that would be great

Attachment(s) + Add

BPMN cheatsheet.pptx

By business requested priority \*

Normal

Submit Cancel

## Content management – Submit Change Request

Using workflows to publish process content

### Storyline

- Submit Change request for a process in the portal
- Fill out the form
- Add attachments (if needed) and click Submit
- This will be sent as a task to the *Person responsible*



### Evaluate change request

Open the assigned task and evaluate the requested change. Approve the change request and assign designer to implement it. Or reject the change and add your reason in the comment.

*Automated email is received by Person Responsible*

Rabobank BPM Platform (ARIS) | Evaluate change request for model: E2E - Provide new financing Corporate (>1 million) (123)

U usermanagement@arisccloud.com  
To: © Groenbos, SC (Sylvia) Tue 16/06/2026 13:21

☺ Reply Reply all Forward

This e-mail was automatically generated by ARIS. Do not reply to this e-mail.

Dear Process responsible,

You are kindly requested to review the change request for model 'E2E - Provide new financing Corporate (>1 million) (123)' for which you are responsible. If so required, in the approval task you can add additional documentation.

Requester	sylvia.groenbos@rabobank.nl
Change request title	New WP needed
Change request description/reason for change	* Add 'WP - Test for presentation' to 'BUP - Inventory client file Corporate' as second process. * If this can be done before end of the month that would be great

Please refer to the task via this link: <https://rabobank-config.arisccloud.com/#default/myTasks/p.callback.2895ca0b-1fb8-47db-a817-20cc40a006f5.false>

Should you not be the responsible person for this model, please change it to the correct person.

Best regards,  
BPM Competence Center  
📧 : [BPM Competence Center](#)

# Content management – Submit Change Request

## Using workflows to publish process content

### Storyline

- Person Responsible receives a mail with details of the change request and a link to a task in ARIS to evaluate the requested change
- Click on the link to open the tasks overview list



### Evaluate change request

Open the assigned task and evaluate the requested change. Approve the change request and assign designer to implement it. Or reject the change and add your reason in the comment.

**My tasks**

My tasks Tracking

Extended filter Reset filter Show/Hide columns

1 items found Active filter: Task ID: 2895caDb-1fb8... Status: Tasks to be edited

Priority	Name
Normal	Evaluate Change Request: E2E - Provide new financing Corporate (>1 million) (123)

**Evaluate Change Request**

Title  
New WP needed

Requester  
sylvia.groenbos@rabobank.nl

Change request description/Reason for change  
\* Add 'WP - Test for presentation' to 'BUP - Inventory client file Corporate' as second process.  
\* If this can be done before end of the month that would be great.

By business requested priority: Normal Attachment(s) added by requester: BPMN cheatsheet.pptx

[Link to the published model \(ARIS portal\)](#)  
You can click on the link to open the model for which this change request has been created. When required, contact the requester of this change for more details.

Decision \*  
To be implemented

Comment

User/group of users to implement \*  
Sylvia Groenbos

Additional attachments  
No documents available yet

Submit Save Cancel

# Content management – Submit Change Request

Using workflows to publish process content

## Storyline

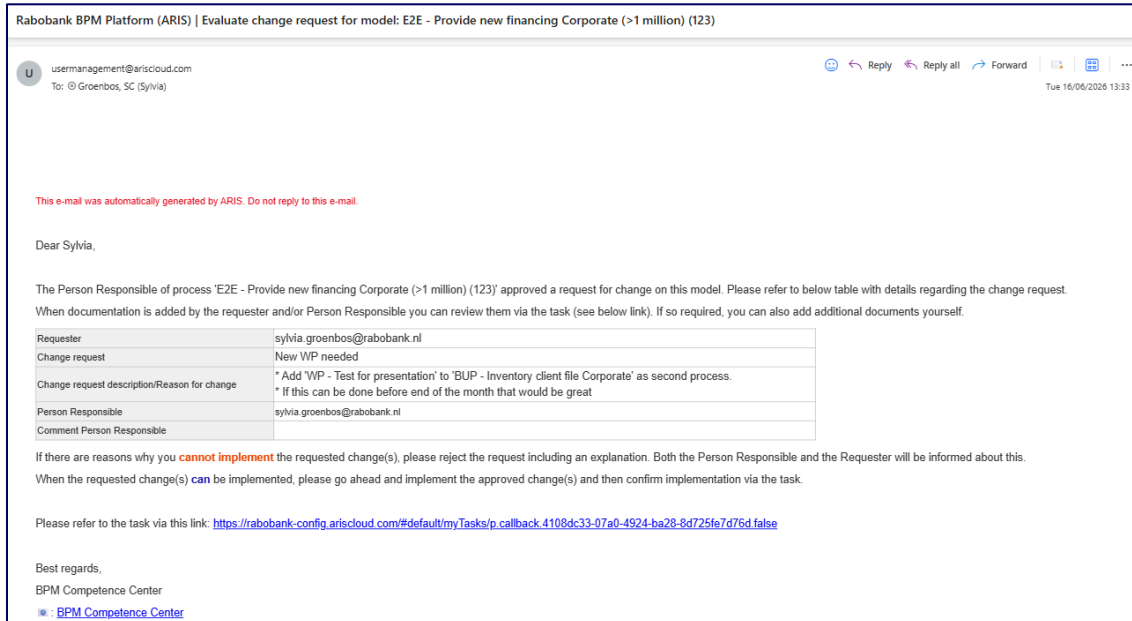
- Incoming change request is evaluated by the Person Responsible
- Select a designer to implement the requested change
- If needed additional documentation can be added
- Click Submit and a task will be sent to the designer.



### Implement change

A task to implement the change has been sent to the designer. Carry out the change by editing the process model preferably incl. performance of semantic checks. Save model + finish task.

Automated email is received by designer



# Content management – Submit Change Request

Using workflows to publish process content

## Storyline

- The designer receives a mail with details of the change request and a link to a task in ARIS to evaluate the requested change
- Via the link the 'My Tasks' overview is opened
- In the task the designer can check any added documentation
- They then process the approved changes in the ARIS model



## Implement change

A task to implement the change has been sent to the designer. Carry out the change by editing the process model incl. performance of semantic checks. Save model + finish task.

After implementing changes, designer finalizes task

Priority	Name
Normal	Execute Change Request: E2E - Provide new financing Corporate (>1 million) (123)

**Realize Change Request**

Title: New WP needed

Requester: sylvia.groenbos@rabobank.nl

Change request description/Reason for change:  
\* Add 'WP - Test for presentation' to 'BUP - Inventory client file Corporate' as second process.  
\* If this can be done before end of the month that would be great

By business requested priority: Normal  
Attachment(s) added by requester: BPMN cheatsheet.pptx

Person Responsible evaluation info:  
Person Responsible: sylvia.groenbos@rabobank.nl  
Additional attachments added by PR: No documents available yet

Comment Person Responsible: [Text area]

[Link to the published model \(ARIS portal\)](#)  
You can click on the link to open the model for which this change request has been created. When required, contact the requester of this change for more details.

Status: Accepted  
Comment: [Text area]

Additional attachments: No documents available yet

Buttons: Confirm, Save, Cancel

# Content management – Submit Change Request

## Using workflows to publish process content

### Storyline

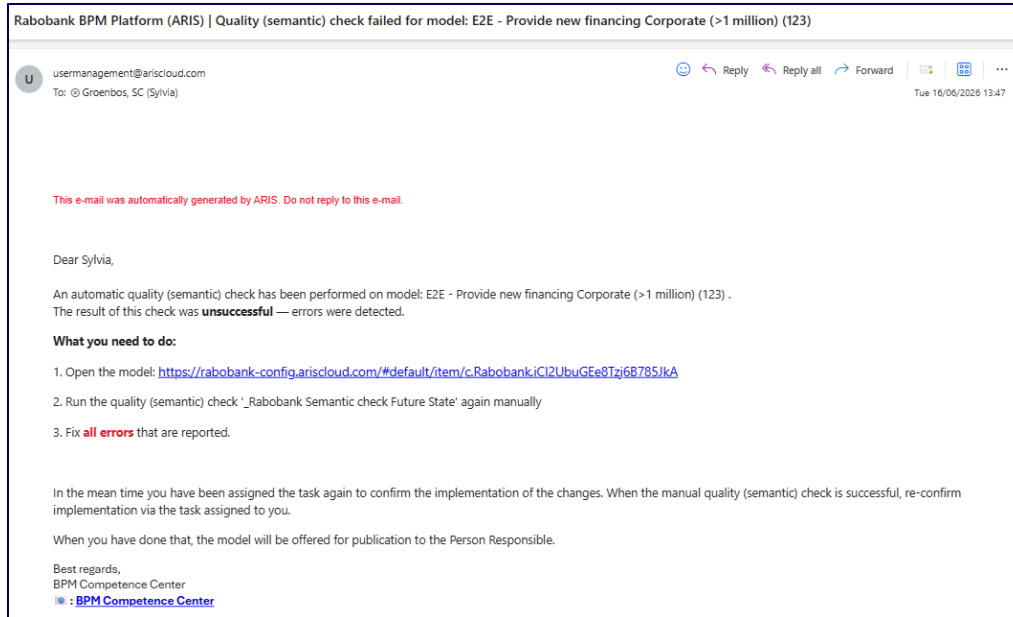
- The designer processes the approved changes in the ARIS model.
- When implementation is done, the designer selects “Accepted”
- Then they click “Confirm”
- At that moment the “\_Rabobank Semantic check” is automatically performed.
- When there are errors the designer gets two mails:
  - One to inform them the semantic check was not correct and errors have to be solved
  - One with the same task as before to confirm the change was executed
- When errors are solved, designer clicks again on “Accepted” and “Confirm”
- The Person Responsible will receive a task with the request to evaluate the implemented changes



### Semantic Check **unsuccessful**

A mail is sent to the designer when the automatic quality (semantic) check is unsuccessful. Carry out the corrections, save model + finish task.

*After implementing changes, designer finalizes task*



# Content management – Submit Change Request

## Using workflows to publish process content

### Storyline

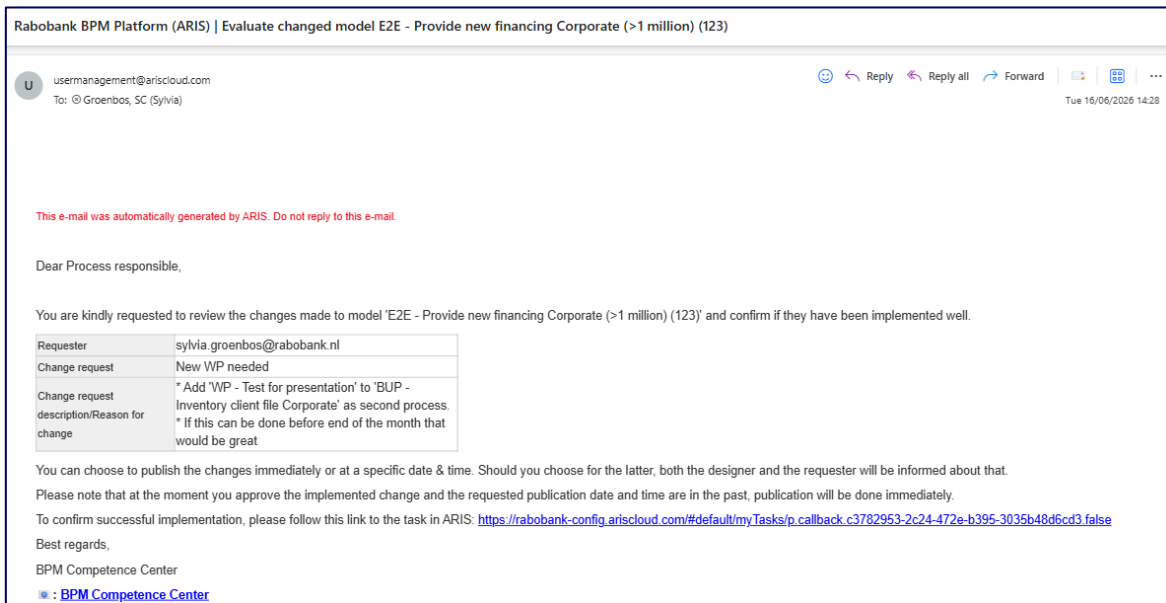
- The designer solves the errors
- The designer received the same mail as before with details of the change request and a link to a task in ARIS to evaluate the requested change
- Via the link the 'My Tasks' overview is opened
- In the task the designer again on "Accepted" and "Confirm"
- The Person Responsible will receive a task with the request to evaluate the implemented changes



### Approve model change

A task to review the changed model has been sent to the process owner. Review the model (e.g. use 'Show differences' capability) and approve the task.

*Automated email is received by Person Responsible*



# Content management – Submit Change Request

## Using workflows to publish process content

### Storyline

- Incoming model change is evaluated by the Person Responsible.
- After reviewing the change, they can choose to publish immediately or to postpone publication to a certain date and time.



## Approve model change

A task to review the changed model has been sent to the Person Responsible. They review the model (e.g. use 'Show differences' capability) and approve the task.

Evaluate model change and make decision:

1. Approve for immediate publication
2. Approve for release on a specified date and time

**My tasks**

My tasks Tracking

Extended filter Reset filter Show/Hide columns

1 items found Active filter: Task ID: c3782953-2c2... Status: Tasks to be edited

Priority	Name
Normal	Approve new Model Version: E2E - Provide new financing Corporate (~1 million) (123)

Decision \*  
Approve for release on a ...

Comment  
please enter your comment here

Publication date and time \*  
Tue Jun 30 2026 08:00:00 GMT+0200 (Central European Summer Time)

Submit Save Cancel

**Evaluate new Model Version**

Model Name + change information

Model name: E2E - Provide new financing Corporate (~1 million) (123)  
Requested change: \* Add WP - Test for presentation\* to 'BUP - Inventory client file Corporate' as second process.  
\* If this can be done before end of the month that would be great  
Responsible - comment:

Requester  
sylvia.groenbos@rabobank.nl

Attachment(s) added by requester  
BPMN cheatsheet.pptx

By business requested priority  
Normal

Person Responsible evaluation info

Comment Person Responsible  
Additional attachments added by Person Respon...  
No documents available yet

Designer evaluation info

Comment Designer  
Additional attachments added by Designer  
No documents available yet

[Link to preview of main model](#)  
[What was changed?](#)

Decision \*  
Approve for immediate p...

Comment  
please enter your comment here

Submit Save Cancel

# Content management – Submit Change Request

## Using workflows to publish process content

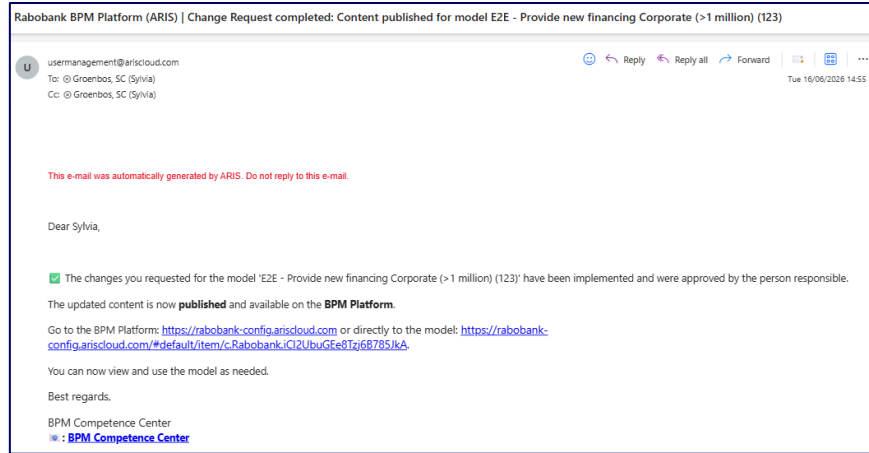
### Storyline

- Incoming model change is evaluated by the Person Responsible.
- Via the relevant links they can:
  - see a preview of the model (what it will look like after publication)
  - see visually and textually what was changed
- After reviewing the change, they can choose to:
  - Approve for immediate publication (the model is published that moment), or
  - Approve for release on a specified date and time. When this is chosen that date and time has to be filled (when the specified date and time has arrived the model is automatically published)
- Selecting the first option and clicking on "Submit" will publish the model
- The requester and the designer are informed of this decision

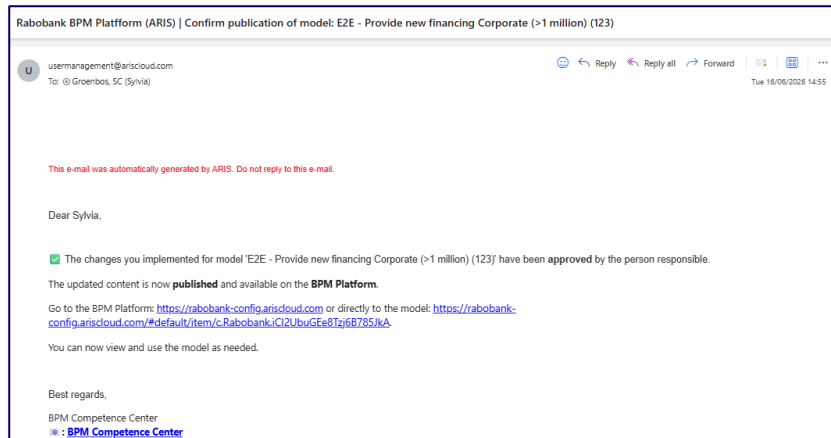


## Notification of decision change request

Automated email is received by requester



## Notification of decision change request

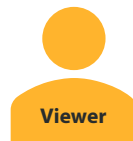


# Content management

## Using workflows to publish process content

### Storyline

- Final decision is communicated to all involved parties via automated emails.



# Notification of decision change request

Viewers can see latest changes on home page

Welcome, Sylvia

You are accessing: Rabobank

Edit models

## Rabobank on a Page



Click on one of the elements ('Purpose & Strategy', 'People & Organisational structure', 'Processes', 'IT Architecture', 'Risk/Control' or 'Regulation/Regulatory requirement') to navigate to the content.

## Quick links

- Processes (Legacy)
- Architecture
- Need help?
- Notifications

## Favorites [show all](#)

- Process model
- Process model
- Process step model

## What's new

Refresh Show more Archive

Name	Description	Date ↑
	The model has been updated. Description/Reason for change: * Add 'WP - Test for presentation' to 'BUP - Inventory client file Corporate' as second process. * If this can be done before end of the month that would be great	Jun 16, 14:55:02

# Main Areas of Improvement




## *Portal*

*(home / landing pages,  
conventions & monitoring)*



## *Governance*

*(change to publication)*



## *Modelling*

*(satellite modelling &  
semantic checks)*

# *Situation of*

2024 and before

Documenting contextual information about processes is time-consuming and decentralized

Conventions checks are manually performed through reports making them error-prone and time consuming

# *Future State*

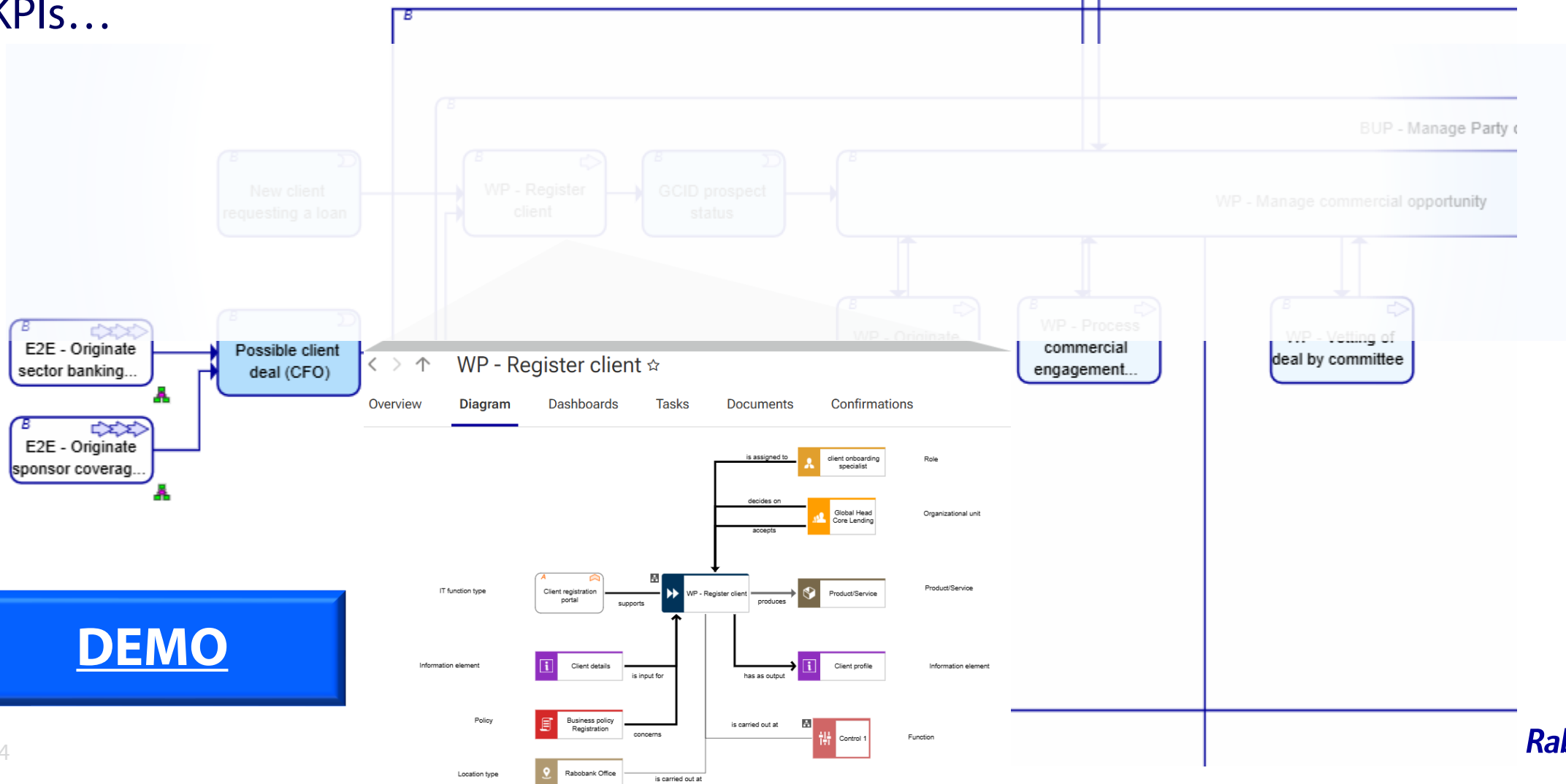
2025 and beyond

Contextual information can be captured through satellite modelling making it easier and ensures re-use of content

Quality checks are automatically performed through 'semantic checks' and either initiated by the designer before publication or triggered automatically during the publication flow.

# Enhance the process landscape with Satellite modelling

to include non-system-supported steps, roles, responsibilities, systems, data, risks, KPIs...



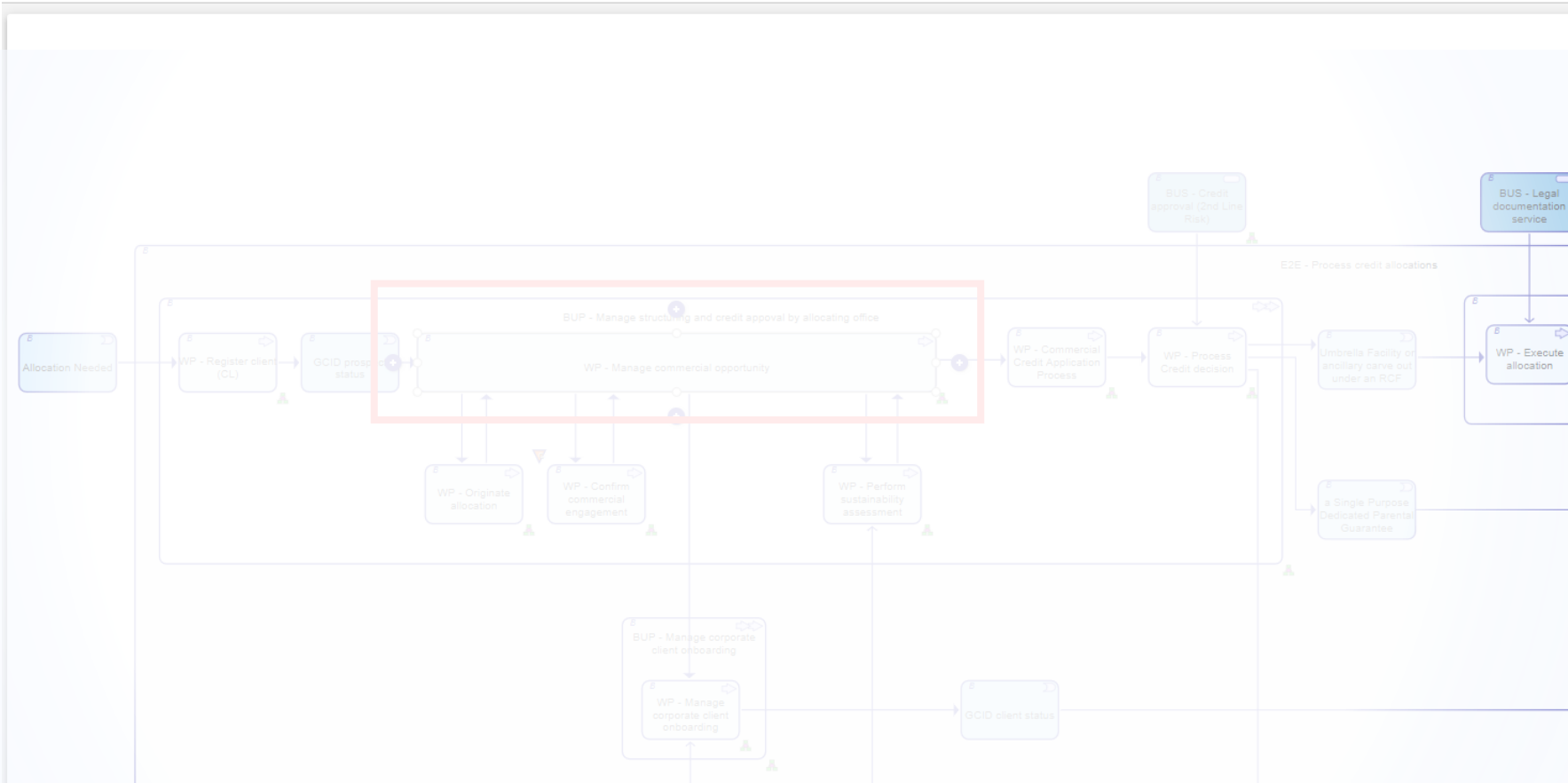
**DEMO**

# Satellite modelling

E2E - Process credit allocations US

Start Model Format

View publication



Details

Properties Documents Occurrences Relations

WP - Manage commercial opportunity

STATUS INFORMATION

04/07/2025, 14:45:16

DELETE

PROCESS OBJECT

OWNERSHIP

RISKS

Risks

CONTROLS

DOCUMENTS

SYSTEMS

LOCATIONS

POLICIES

Policy

OTHER ATTRIBUTES

Identifier

# Satellite modelling

WP - Manage commercial opportunity US

Start Model Format BPMN

View publication

Symbols

Select and insert symbol (Alt + '+')

Create connection

- Process step
- Process area
- Process chain
- Process
- Business Unit Process
- Task
- Process Domain
- e2e Process

Add/Remove symbols...

```
graph TD; GHP[Global Head of Products] ---|Accountable (change)| WP[WP - Manage commercial opportunity]; RHCPR[Regional Head of Client Product] ---|Accountable (run)| WP; FIG[Global Head Financial Institution Group (FIG)] ---|Accountable (run)| WP;
```

Details

Properties Documents

WP - Manage commercial opportunity

GENERAL

Name  
WP - Manage commercial opportunity

Description/Definition

Person Responsible

Time of generation  
25/05/2023, 16:25:03

Created by  
mizer.groenewald@rabobank.com

Type  
Function allocation diagram

Add attributes Add language

# Satellite modelling

✓ E2E - Process credit allocations US ▾

Start Model Format

View publication

Symbols

Select and insert symbol (Alt + '+')

Create connection

- Business Event
- e2e Process
- Business Unit Process
- Process

Details

Properties Documents Occurrences Relations

WP - Manage commercial opportunity

STATUS INFORMATION

04/07/2025, 14:45:16

DELETE

PROCESS OBJECT

OWNERSHIP

RISKS

Risks

RSK

To reuse an object, select it from the list:

- RSK-1009881 - Inadequate intake, managem...  
/Main group/5. Risk and Compliance/Risks/Country Bank
- RSK-1009883 - Errors and omissions in execut...  
/Main group/5. Risk and Compliance/Risks/Country Bank
- RSK-1026816 - Untimely response to warning ...  
/Main group/5. Risk and Compliance/Risks/Credit Risk Ru
- RSK-1121948 - Transaction Reporting not com...  
/Main group/5. Risk and Compliance/Risks/Markets Nort
- RSK-1124434 - General Ledger is inaccurate o...  
/Main group/5. Risk and Compliance/Risks/Product Contr
- RSK-1124435 - Valuation adjustments are not ...

# Satellite modelling

✓ WP - Manage commercial opportunity US ▾

Start Model Format BPMN

View publication

Symbols

Select and insert symbol (Alt + '+')

Create connection

- Process step
- Process area
- Process chain
- Process
- Business Unit Process
- Task
- Process Domain
- e2e Process
- Stakeholder
- Business actor
- Location
- Data object
- Condition
- Law or rule

Global Head of Products

Regional Head of Client Product

Global Head Financial Institution Group (FIG)

Accountable (change)

Accountable (run)

WP - Manage commercial opportunity

RSK-1009881 - Inadequate intake, management and...

Click or drag

Details

Properties Documents Occurrences Relations

WP - Manage commercial opportunity

STATUS INFORMATION

PROCESS OBJECT

OWNERSHIP

RISKS

- Risks
- RSK-1009881 - Inadequate intake, management ...

CONTROLS

DOCUMENTS

SYSTEMS

LOCATIONS

POLICIES

Policy

OTHER ATTRIBUTES



# Semantic checks for users

The screenshot displays a software interface for a process model. At the top, the title bar reads "E2E - Originate and disburse loan FIG" with a "US" dropdown. Below the title bar is a menu with "Start", "Model", and "Format" options. A toolbar contains various icons for navigation and editing. On the left, a "Symbols" panel is visible, with a search bar and a list of symbols categorized by "Event" and "Function". A red box highlights the "Add/Remove symbols..." section, which includes a dropdown menu currently showing "\_Rabobank Semantic check Future State" and a "Start your semantic check here." button with a circular arrow icon.

The main workspace shows a process diagram with a central modal dialog box titled "Running semantic check...". The dialog features a progress bar and a "Cancel" button. The background diagram consists of various nodes and flows, including "Client provides client information", "BUS - Credit approval (2nd Line Risk)", "WP - Process credit decision", "WP - Calculate rating", "WP - Lock funds", "WP - Perform commercial credit application process", "WP - Assess credit risk", "Credit approval register FI client", "Credit approval Capital Call client", "WP - Register client", "WP - Manage client onboarding server coverage", "Manage Capital Call client onboarding", "CCD client status", "WP - Perform sustainability assessment", "Transacsvoclient sustainability assessment", "CCD process", "BUS - CCD", and "BUS - Provide".

At the bottom of the interface, a large downward-pointing arrow contains the text "Run a semantic check to verify your work."

# Semantic checks for users

✓ E2E - Originate and disburse loan FIG US ▾

Start Model Format

View publication

Symbols

Select and insert symbol (Alt + '+')

Create connection

- Event
- Business Event
- Event
- Navigation element (Event)
- Business Event
- Business Event
- Event
- Function

Add/Remove symbols...

Client provides

BUS - Credit approval (2nd Line)

WP - Assess credit risk

Credit approval regular F1 client

WP - Process credit decision

WP - Calculate rating

WP - Lock funding

GCID crosssect

BUS - CDD

BUS - Provide

\_Rabobank Semantic check Future State 5 error(s) 24 warning(s) 0 note(s)

#	Item	Finding type	Description
1	E2E - Originate and disburse loan FIG	✘ _Rule type one	S008 - Please fill the following attribute(s): Reason Change, Detail Change (English) (5)
2	E2E - Originate and disburse loan FIG	✘ _Rule type one	S020 - Result; The date 'Valid until' is not in the future. Please adjust. (18)
3	E2E - Originate and disburse loan FIG	! _Rule type one	S055 - Please relate a Stakeholder to an E2E-object.bLowerViolated (23)
4	E2E - Originate and disburse loan FIG	! _Rule type one	S056 - Please relate a Strategic driver to an E2E-object.bLowerViolated (24)
5	E2E - Originate and disburse loan FIG	! _Rule type one	S057 - Please relate a Process driver to an E2E-object.bLowerViolated (25)
6	E2E - Originate and disburse loan FIG	✘ _Rule type one	S058 - Attach one Objective to the E2E-object.bLowerViolated (26)

# Semantic checks for users

✓ E2E - Originate and disburse loan FIG US

Start Model Format

View publication

**Symbols**

Select and insert symbol (Alt + '+')

**Create connection**

- Event
- Business Event
- Event
- Navigation element (Event)
- Business Event
- Business Event
- Event
- Function

Add/Remove symbols...

**Details**

Properties Documents

E2E - Originate and disburse loan FIG

**STATUS INFORMATION**

- Valid from: 01/09/2024
- Valid until: 01/09/2025
- Reason Change
- Detail Change
- Last Updated Date: 06/02/2026, 15:57:48
- Last Updated By

**OTHER ATTRIBUTES**

- Add attributes
- Add language

\_Rabobank Semantic check Future State 5 error(s) 24 warning(s) 0 note(s)

#	Item	Finding type	Description
1	> E2E - Originate and disburse loan FIG	✗ _Rule type one	S008 - Please fill the following attribute(s):Reason Change, Detail Change (English) (5)
2	> E2E - Originate and disburse loan FIG	✗ _Rule type one	S020 - Result;; The date 'Valid until' is not in the future. Please adjust. (18)
3	> E2E - Originate and disburse loan FIG	! _Rule type one	S055 - Please relate a Stakeholder to an E2E-object.bLowerViolated (23)
4	> E2E - Originate and disburse loan FIG	! _Rule type one	S056 - Please relate a Strategic driver to an E2E-object.bLowerViolated (24)
5	> E2E - Originate and disburse loan FIG	! _Rule type one	S057 - Please relate a Process driver to an E2E-object.bLowerViolated (25)
6	> E2E - Originate and disburse loan FIG	✗ _Rule type one	S058 - Attach one Objective to the E2E-object.bLowerViolated (26)

# Semantic checks for users

E2E - Originate and disburse loan FIG US

The screenshot displays a software interface for managing business events. The main area shows a complex flowchart with various nodes and connections. On the left, there is a 'Symbols' panel with options like 'Event', 'Business Event', and 'Function'. On the right, a 'Details' panel is visible, containing a 'STATUS INFORMATION' section highlighted with a red border. This section includes the following data:

STATUS INFORMATION	
Valid from	01/09/2024
Valid until	01/09/2027
Reason Change	Reason for the Change
Detail Change	Details of the Change
Last Updated Date	06/02/2026, 15:57:48
Last Updated By	

# Semantic checks for users

Model 'E2E - Originate and disburse loan FIG' was successfully saved.

Running semantic check...

Cancel

Details

Properties Documents

E2E - Originate and disburse loan FIG

STATUS INFORMATION

Valid from 01/09/2024

Valid until 01/09/2027

Reason Change Reason for the Change

Detail Change Details of the Change

Last Updated Date 18/06/2026, 13:26:41

Last Updated By martin.de.boer@rabobank.nl

Add attributes Add language

Item	Finding type	Description
E2E - Originate and disburse loan FIG	✖ _Rule type one	S008 - Please fill the following attribute(s):Reason Change, Detail Change (English) (5)
E2E - Originate and disburse loan FIG	✖ _Rule type one	S020 - Result.; The date 'Valid until' is not in the future. Please adjust. (18)
E2E - Originate and disburse loan FIG	! _Rule type one	S055 - Please relate a Stakeholder to an E2E-object.bLowerViolated (23)
E2E - Originate and disburse loan FIG	! _Rule type one	S056 - Please relate a Strategic driver to an E2E-object.bLowerViolated (24)
E2E - Originate and disburse loan FIG	! _Rule type one	S057 - Please relate a Process driver to an E2E-object.bLowerViolated (25)
E2E - Originate and disburse loan FIG	✖ _Rule type one	S058 - Attach one Objective to the E2E-object.bLowerViolated (26)



# Semantic checks behind the scenes

ARIS Explorer - _Rule type one x +													
Contents View Insert Format Evaluate BPM Governance													
Paste Copy Delete Rename Properties Find Grid Grouping Arrange SmartDesign													
catalogue objects:	S011 Is the Location in folder 2 People and Organizational structure/Location?	S017 Is the location in the library model?	S033 Is the policy in correct group?	S034 Is the policy in the library model?	S035 Is the Process driver in the correct group?	S036 Is the Process driver in the library model?	S037 Is the regulation in the correct group?	S009 Are the Risks selected from the folder 5. Risk and Compliance?	S032 Are Controls selected from the folder 5. Risk and Compliance?	S010 Are E2E-model and objects in folder 3. Processes \Value & Support Chains?	S065A Are Value Chain Diagrams in the correct group?		
	S038 Is the regulation in the library model?	S039 Is the Stakeholder in the correct group?	S040 Is the Stakeholder in the library model?	S041 Is the Strategic driver in the correct group?	S042 Is the Strategic driver in the library model?	S043 Are Business Actors in the correct group?	S044 Is the Business Service in the correct group?	S005 Is the Application system type from the folder 4. IT Architecture?	S043B Is the Business Actor on a Library Model Business Actor?	S044A Is the Business Service on a Library Model Business Service?	S043C Is the Business role on a Library Model Business role?	S043A Is the Business role in the correct group?	S065 Are in th
Attributes:	S008 Are Detail change and Reason change filled?	S018 Is the objective name like "Objective - name of the E2E process"?	S020 Is the E2E-model Attribute 'valid until' correct?	S021 Are 'valid until' and 'valid from' filled for the E2E-process model?	S027 Does the Architecture - e2e Process model have the same name as the sup object?	S028 Does the group have the same name as the Architecture e2e Process model?	S015 Is the E2E-object unique in name (repository wide)?	S026 Is the event type like 'Process trigger, Time trigger, Process end or Unhappy'?	S001c Does the model have the prefix 'E2E -'?	S015A Is the Process-object unique in name (repository wide)?	S001b Does the model have the prefix 'WP -'?	S026B Is the attribute Event type filled in the Event?	S001A C have1
	S008 checkMandatoryAttributes	S018 check CriterionForOccs	S020 check CriterionForModels	S021 checkMandatoryAttributes	S027 compareNamesUp	S028 compareNamesUp	S015 checkDuplicateInRepository	S026 checkAttribute	S001c checkAttribute	S015A checkDuplicateInRepository	S001b checkAttribute	S026B	
Model properties:	S012 Does the model have the Rabo Arch. - e2e process template applied?												
	S012 checkTemplate												
Structure:	S013 Is the Architecture - e2e process model the only one in the group?	S014 Are all objects of the Architecture e2e Process model in the model group?	S016 Are the assigned models in the same folder as the E2E-object?	S029 Does the E2E-object have maximum one assigned E2E-model?	S030 Does the Architecture e2e Process model have only one superior object?	S029A Does the Process-object have maximum one assigned Process-model?	S016A Are the assigned models in the same folder as the Process-object?	S062 Does the Controlled Process object have a Control object connected?	S062A Does the Uncontrolled Process object have no Control object(s) connected?	S064 Does the E2E-object have one superior Value Chain Object?	S013A Is the Process model the only one in the group?	S064A Does the E2E-object have one superior Value Chain Stage?	S030A Do have only
	S013 checkIfModelsAreNone	S014 checkModelObjInModelGroup	S016 checkIfAssignModelsInObjectGroup	S029 checkAssignedModelOfItem	S030 checkSuperiorItemOfModel	S029A	S016A	S062	S062A	S064	S013A	S064A	
Relationships:	S019B Has the BUP an aggregates relationship with a Process-object?	S031 Is a control connected to only one process or business service element?	S019 Has the BUP an aggregates relationship with an E2E-object?	S006 Is a Change accountable assigned to E2E-object?	S007 Is a run accountable assigned to the E2E-object?	S024 Does a BUP have a run accountable assigned?	S006A Is a Change accountable assigned to BUP-object?	S006B Is a Change accountable assigned to a Process-object?	S024A Does a Process-object have a run accountable assigned?	S024B Does a Business Service-object has a run accountable assigned?	S006C Does a Business Service object has a change accountable assigned.	S029B Does the Process-object have maximum one assigned Enterprise BPMN Collaboration diagram?	
	S019B	S031	S019	S006	S007	S024	S006A	S006B	S024A	S024B	S006C	S029B	

# Semantic checks behind the scenes

The screenshot shows the ARIS Explorer interface with the following components:

- Toolbar:** Includes 'Start semantic check', 'Start macro', 'Macros', 'Configure macros', 'Start report', 'Create process manual', 'Export RA(S)CI chart', 'Output model information', 'Generate job description', 'Analyze organizational change', 'Analyze application systems', 'Start simulation', 'Start simulation experiment', and 'Start query'.
- Menu:** A dropdown menu is open under 'Macros', showing options: '\_rollout Rules', '\_Test Rule', '\_Update Rule', and 'Update Rule e'.
- Grid:** A grid of semantic checks is displayed, organized into three sections:
  - catalogue objects:** Contains checks S011 through S037, S038 through S044, and S043B through S044A.
  - Attributes:** Contains checks S008 through S028, S015, S026, S001c, S015A, and S001b.
- Check Status:** Each check icon includes a green progress indicator. The S043 check icon is highlighted with a red box and has a blue plus sign, indicating it is the active or selected check.

# Semantic checks behind the scenes

The screenshot shows a configuration window for a semantic check. The window has a red border and a close button (X) in the top right corner. The interface is divided into several sections:

- Category:** A dropdown menu set to 'E'.
- \* Index:** A text input field containing 'S043' and a 'check' button.
- \* Severity:** A dropdown menu set to 'error'.
- \* Name:** A text input field containing 'Are Business Actors in the correct group?'.
- Description:** A text area containing 'Business Actors must be in 2. People and Organizational structure/Actor Library.'
- Core function:** A dropdown menu set to 'checkLibrary'.
- Help text:** A text area containing: '...checks if the object is in a library. The library can be an ARIS group or a model. You can specify 'model' or 'group' and the name or the GUID of the model/group. In case of a group subgroups of the given group (GUID) can be taken as library groups as well ('recursive' = true).'
- Configuration table:** A table with 2 columns. The first column contains numbered items (1) through (6), and the second column contains their corresponding values.
- Error text:** A text area containing 'Business Actor is not in 2. People and Organizational structure/Actors Library, but in:'.
- Remark:** An empty text area.
- valid for:** A text input field containing 'OT\_ORG\_UNIT'.
- Link:** An empty text input field.
- Finding type:** An empty text input field.

At the bottom left, there is a legend: '1. fill mandatory fields 2.map rule to item type(s) 3. create test case 4. select core function'. At the bottom right, there are 'OK' and 'Cancel' buttons.

(1) The mode: 'group', 'model', 'modelType' default is 'group'	group
(2) * The library as GUID, regExp or name, in case of mode 'modelType' the model type (csv allowed)	6b48b2d1-4c82-11ee-3917-4629714cf469
(3) Group inclusive sub-groups? ('true', 'false') default is 'false'	true
(4) The default ST (csv)	ST_RABO_BUSINESS_ACTOR
(5)	
(6)	

# Semantic checks behind the scenes

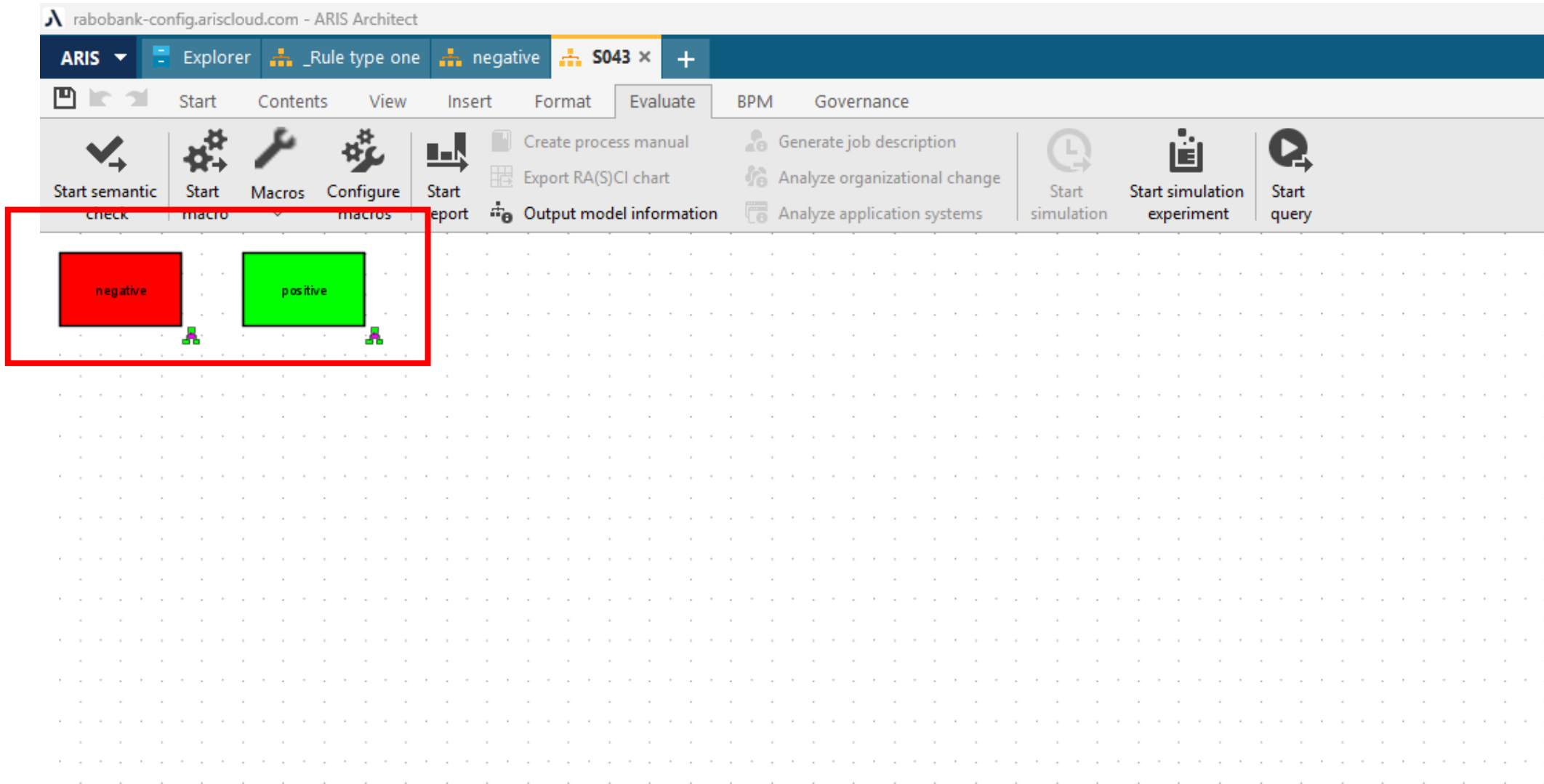
Details of all core functions:

sel?	name	TNT	FIL	DB	GRP	MOD	OBJ	CXN	level	coding?	description	p1	p2	p3	p4	p5	p6
<input checked="" type="checkbox"/>	checkAssignedModelOfItem	<input type="checkbox"/>	<input type="checkbox"/>	<input type="checkbox"/>	<input type="checkbox"/>	<input type="checkbox"/>	<input checked="" type="checkbox"/>	<input checked="" type="checkbox"/>	gold	no	... checks if a given object has assigned models. You can specify the symbol type for the object, the model type and the multiplicity.	The occu	The mod	The mult			
<input type="checkbox"/>	checkAttribute	<input type="checkbox"/>	<input checked="" type="checkbox"/>	<input checked="" type="checkbox"/>	<input checked="" type="checkbox"/>	<input checked="" type="checkbox"/>	<input checked="" type="checkbox"/>	<input checked="" type="checkbox"/>	bronze	low	... checks the content of an attribute. You can use either regular expression, AVT or boolean. In case you specify a call back function, no other parameter is necessary. If necessary the condition you give can be negated by parameter 4.	The Attri	The mod	The RegE	NEG	poss	
<input type="checkbox"/>	checkCriterionForAttributes	<input type="checkbox"/>	<input type="checkbox"/>	<input checked="" type="checkbox"/>	<input checked="" type="checkbox"/>	<input checked="" type="checkbox"/>	<input checked="" type="checkbox"/>	<input checked="" type="checkbox"/>	gold	low	... checks attributes of items according to criterion given by the callBack Function	relev	relev	ant S			
<input type="checkbox"/>	checkCriterionForChilds	<input type="checkbox"/>	<input type="checkbox"/>	<input type="checkbox"/>	<input type="checkbox"/>	<input type="checkbox"/>	<input checked="" type="checkbox"/>	<input type="checkbox"/>	gold	low	... checks a condition for a sub tree (xDatenfelder)	AT,	T,	cs			
<input type="checkbox"/>	checkCriterionForItems	<input type="checkbox"/>	<input checked="" type="checkbox"/>	<input checked="" type="checkbox"/>	<input checked="" type="checkbox"/>	<input checked="" type="checkbox"/>	<input checked="" type="checkbox"/>	<input checked="" type="checkbox"/>	gold	low	... checks an item (especially groups, filters) according to a given criterion.						
<input type="checkbox"/>	checkCriterionForObjDefs	<input type="checkbox"/>	<input type="checkbox"/>	<input type="checkbox"/>	<input type="checkbox"/>	<input type="checkbox"/>	<input checked="" type="checkbox"/>	<input type="checkbox"/>	gold	low	... checks ObjDefs according to criterion given by the callBack Function	relev	ant S				
<input type="checkbox"/>	checkCriterionForObjects	<input type="checkbox"/>	<input type="checkbox"/>	<input type="checkbox"/>	<input type="checkbox"/>	<input type="checkbox"/>	<input checked="" type="checkbox"/>	<input type="checkbox"/>	bronze	low	... checks an object according to a given criterion.	relev	ant	relev	ant		
<input type="checkbox"/>	checkCriterionForObjectsLoc	<input type="checkbox"/>	<input type="checkbox"/>	<input type="checkbox"/>	<input type="checkbox"/>	<input type="checkbox"/>	<input checked="" type="checkbox"/>	<input type="checkbox"/>	gold	low	... checks an object according to a given criterion. Localisation multiplicity.	occ	MT,				
<input type="checkbox"/>	checkCriterionForObjOcsc	<input type="checkbox"/>	<input type="checkbox"/>	<input type="checkbox"/>	<input type="checkbox"/>	<input type="checkbox"/>	<input checked="" type="checkbox"/>	<input type="checkbox"/>	bronze	low	... checks an object occurrence according to a given criterion.	sv	ST, c	csv			
<input type="checkbox"/>	checkCriterionForOcsc	<input type="checkbox"/>	<input type="checkbox"/>	<input type="checkbox"/>	<input type="checkbox"/>	<input type="checkbox"/>	<input checked="" type="checkbox"/>	<input checked="" type="checkbox"/>	bronze	low	... checks an object occurrence according to a given criterion.	occ	MT,				
<input type="checkbox"/>	checkDuplicate	<input type="checkbox"/>	<input type="checkbox"/>	<input type="checkbox"/>	<input type="checkbox"/>	<input type="checkbox"/>	<input checked="" type="checkbox"/>	<input type="checkbox"/>	bronze	no	... checks if an object has other occurrences in models of the given model types.	sv	ST, c	csv			
<input type="checkbox"/>	checkDuplicateInRepository	<input type="checkbox"/>	<input type="checkbox"/>	<input type="checkbox"/>	<input type="checkbox"/>	<input type="checkbox"/>	<input checked="" type="checkbox"/>	<input type="checkbox"/>	gold	no	... checks if a given object is unique by name in the database.	The	relev	ant S	ant		
<input type="checkbox"/>	checkExistenceInUmc	<input type="checkbox"/>	<input type="checkbox"/>	<input type="checkbox"/>	<input type="checkbox"/>	<input checked="" type="checkbox"/>	<input checked="" type="checkbox"/>	<input checked="" type="checkbox"/>	gold	no	... checks the Existence of user data in UMC.	The	defa	ult S			
<input type="checkbox"/>	checkIdUniqueness	<input type="checkbox"/>	<input checked="" type="checkbox"/>	<input checked="" type="checkbox"/>	<input checked="" type="checkbox"/>	<input checked="" type="checkbox"/>	<input checked="" type="checkbox"/>	<input checked="" type="checkbox"/>	gold	no	... checks the identifier uniqueness of objects.	'ema	The	AT	wher		
<input type="checkbox"/>	checkIfAssgndModelsInObjectGroup	<input type="checkbox"/>	<input type="checkbox"/>	<input type="checkbox"/>	<input type="checkbox"/>	<input type="checkbox"/>	<input checked="" type="checkbox"/>	<input type="checkbox"/>	gold	no	... taking the object checks if the assigned model is in the object group.	The	defa	ult S			
<input type="checkbox"/>	checkItemAttributesNotEqual	<input type="checkbox"/>	<input type="checkbox"/>	<input checked="" type="checkbox"/>	<input checked="" type="checkbox"/>	<input checked="" type="checkbox"/>	<input checked="" type="checkbox"/>	<input checked="" type="checkbox"/>	gold	no	... checks if two attributes of an item are different.	The	AT s	pecif			
<input type="checkbox"/>	checkLibrary	<input type="checkbox"/>	<input type="checkbox"/>	<input type="checkbox"/>	<input type="checkbox"/>	<input type="checkbox"/>	<input checked="" type="checkbox"/>	<input type="checkbox"/>	bronze	no	...checks if the object is in a library. The library can be an ARIS group or a model. You can specify 'model' or 'group' and the name or the GUID of the model/group. In case of a group subgroups of the given group (GUID) can be taken as library groups as well ('recursive' = true).	The	ST (c	sv)			
<input type="checkbox"/>	checkMandatoryAttributes	<input type="checkbox"/>	<input checked="" type="checkbox"/>	<input checked="" type="checkbox"/>	<input checked="" type="checkbox"/>	<input checked="" type="checkbox"/>	<input checked="" type="checkbox"/>	<input checked="" type="checkbox"/>	bronze	no	... checks if mandatory attributes are maintained. If a set of attribute types is given, you may specify if all ('AND') or some ('OR') are maintained.	Attri	Attri	bute	bute	one	two.
<input type="checkbox"/>	checkMetalnFilter	<input type="checkbox"/>	<input type="checkbox"/>	<input type="checkbox"/>	<input type="checkbox"/>	<input type="checkbox"/>	<input checked="" type="checkbox"/>	<input type="checkbox"/>	gold	no	... checks if the metaclass / metarelation is covered by the given filter.	The	* Th	Grou	The		
<input type="checkbox"/>	checkMissing	<input type="checkbox"/>	<input type="checkbox"/>	<input type="checkbox"/>	<input checked="" type="checkbox"/>	<input checked="" type="checkbox"/>	<input checked="" type="checkbox"/>	<input type="checkbox"/>	gold	no	... checks if the given item has missing things: groups without content, models without occs, occs without cxns.	mod	e libr	p inc	defa		

# Semantic checks behind the scenes

The screenshot displays the ARIS Explorer interface with a grid of semantic checks. The interface includes a menu bar with 'Start', 'Contents', and 'View' options. A toolbar contains various actions like 'Start semantic check', 'Start macro', 'Configure macros', 'Start report', 'Export RA(S)CI chart', 'Output model information', 'Generate job description', 'Analyze organizational change', 'Analyze application systems', 'Start simulation', 'Start simulation experiment', and 'Start query'. A dropdown menu is open under 'Start semantic check', showing options: '\_rollout Rules', '\_Test Rule', and '\_Test Rule te Rule'. The main grid contains numerous checks, each with a question and a status indicator (green or blue square). The check 'S043 Are Business Actors in the correct group?' is highlighted with a red box and a blue border, indicating it is the active check. Other checks include 'S011 check Library', 'S017 check Library', 'S033 check Library', 'S034 check Library', 'S035 check Library', 'S036 check Library', 'S037 check Library', 'S009 check Library', 'S032 check Library', 'S010 check Library', 'S065A', 'S038 check Library', 'S039 check Library', 'S040 check Library', 'S041 check Library', 'S042 check Library', 'S044 check Library', 'S005 check Library', 'S043B', 'S044A', 'S043C', 'S043A', 'S008 checkMandatoryAttributes', 'S018 check CriterionForOocs', 'S020 check CriterionForModels', 'S021 checkMandatoryAttributes', 'S027 compareNamesUp', 'S028 compareNamesUp', 'S015 check DuplicateInRepository', 'S026 checkAttribute', 'S001c checkAttribute', 'S015A checkDuplicateInRepository', 'S001b checkAttribute', 'S026B', and 'S001D haveIt'.

# Semantic checks behind the scenes



# Semantic checks behind the scenes

The screenshot displays the ARIS Architect interface. At the top, a browser tab is labeled 'negative'. A red box highlights a yellow tooltip message: "... Business Actor is not in /Main group/2. People and Organizational structure/Actors". Below this, a dialog box titled "Properties - Object occurrence: Business actor" is open. The "Location" section of the dialog is highlighted with a red box, showing the "Group" field with the value: "/Main group/00 Conventions/Script execution and analysis/SemCheck/Rule types/\_Rule type one/Test cases/S043".

Attribute name	Business actor (Engli...	Untitled (Dut...
DELETE	DELETE	DELETE
Name	Business actor	
Identifier		
Description/Defi...		
Remark/Example		
Document link		
Type	Business actor [Or...	Business act...
Time of generati...	4 aug 2025 17:54:27	4 aug 2025 1...
Created by	dietmar.durek@aris.c	dietmar.durek@
Hierarchy number		
Last Updated Date	4 aug 2025 17:54:27	4 aug 2025 1...
Last Updated By	dietmar.durek@aris.c	dietmar.durek@
Derived	Derived	Derived

# Semantic checks behind the scenes

The screenshot shows the ARIS software interface. At the top, a yellow banner displays the error message: "... Business Actor is not in /Main group/2. People and Organizational structure/Actors". Below this, a diagram element labeled "Business actor" is highlighted with a red box. The bottom portion of the image shows a browser window displaying a table of semantic check results. The table has columns for: nr., Time, Severity, Model name, MT, Item name, XT, SC number, Rule name, Description, Feedback, Path, GUID, Link, and Parent. The first row contains the details of the error.

nr.	Time	Severity	Model name	MT	Item name	XT	SC number	Rule name	Description	Feedback	Path	GUID	Link	Parent
1	Thu Jun 18 2026 11:45:30 GMT-0000 (GMT)	error	negative	Function allocation diagram	Business actor	Business actor	S043	S043 Are Business Actors in the correct group?	Business Actors must be in 2. People and Organizational structure/Actors Library.	Business Actor is not in 2. People and Organizational structure/Actors Library, but in:Main group\00 Conventions\Script execution and analysis\SemCheck\Rule types\_Rule type one\Test cases\S043	Main group\00 Conventions\Script execution and analysis\SemCheck\Rule types\_Rule type one\Test cases\S043	4cb23a41-714b-11f0-503a-1e307ae0b1c8	<a href="https://rabobank-config.ariscloud.com/#default/item/c.default_Semantic_Checks_Housekeeping_Conventions.YB39AJI3EfBjx77IDdyQUQ.-1">https://rabobank-config.ariscloud.com/#default/item/c.default_Semantic_Checks_Housekeeping_Conventions.YB39AJI3EfBjx77IDdyQUQ.-1</a>	601dfd9237-149c7-bec80c



# *Semantic checks: Experiences so far*

## **Maintenance**

- Easy to create new Semantic checks for existing core functions
- New Core functions need Developer knowledge
- Database quality is improving
- Semantic checks have never been wrong

## **Users**

- They are happy with the Semantic checks
- Sometimes annoying, when there are a lot of error and they want to publish fast

# Lessons Learned

## Do's

- Set an introduction date and work to implementing on that date otherwise, the project keeps postponing.
- Make sure you have a Product Owner that keeps telling the message and creates support all over the organisation (Stakeholder management)

## Don'ts

- Don't accept last minute changes. In the test week, we were hardly testing, but busy with implementing changes.
- Don't make changes directly in production but use a test environment.
- Don't use 'Entire method' when developing new stuff, so you can make sure that the Filters and Method keep in Sync.

# Bonus: Add-ons

## New (upcoming) features



### AI companion

- Converts textual **descriptions into structured BPMN process models**, speeding up content creation and ensuring consistency
- Enables natural language queries and **advanced fuzzy search**
- **Automates code generation** for calculated fields in process mining
- Provides **conversational insights** from process data using Generative AI



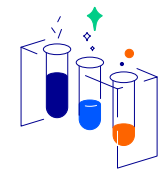
### Issue management

- Standardized issue management workflow to **identify and document problems** found
- Supports **action tracking**, so every corrective measure is monitored from initiation to completion for full accountability



### Confirmation management

- Stakeholders confirm they have **read and understood** process models, policies, or guidelines, supporting regulatory and internal **compliance**
- Provides a lightweight workflow for electronic confirmation, creating an **auditable trail of adherence**.
- Notifies stakeholders of updates and secures **acknowledgment of new or changed processes**



### Process Mining

- Visualizes **actual process execution** based on real data, uncovering deviations from the designed process
- **Identifies bottlenecks**, inefficiencies, and compliance violations to drive targeted improvements
- Provides **KPIs and dashboards** for monitoring throughput, cycle times, and resource utilization
- Enables **data-driven** decisions and supports automation initiatives by revealing actionable insights

*Thank you for  
your attention*